




CATALOG [2018]



# OUR JOURNEY SO FAR.....

2010

11 EMPLOYEES  
2 OFFICES  
\$ 1.50M TURNOVER

20 EMPLOYEES  
3 OFFICES  
\$ 8M TURNOVER

2011

2012

25 EMPLOYEES  
3 OFFICES  
\$ 18M TURNOVER

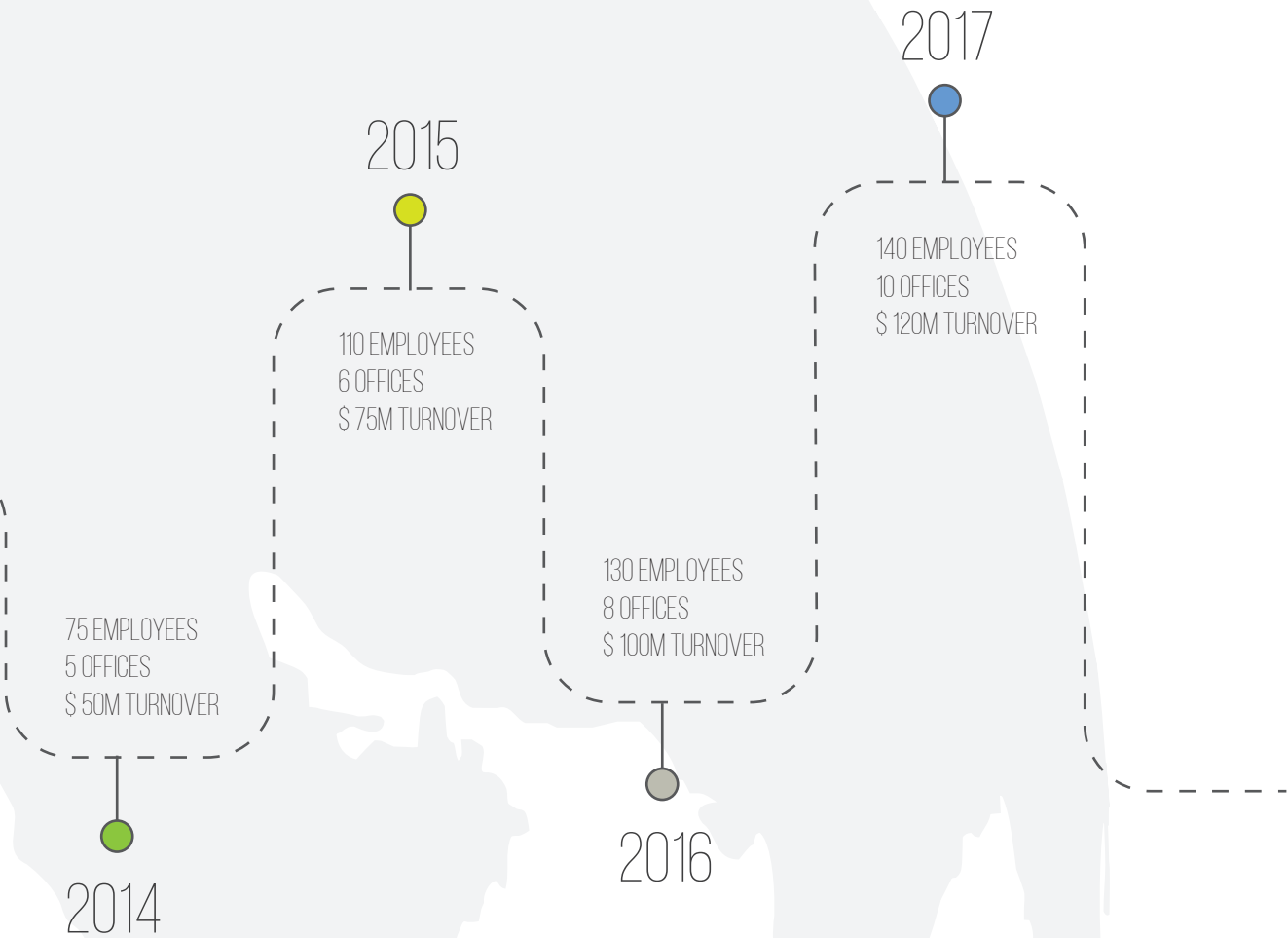
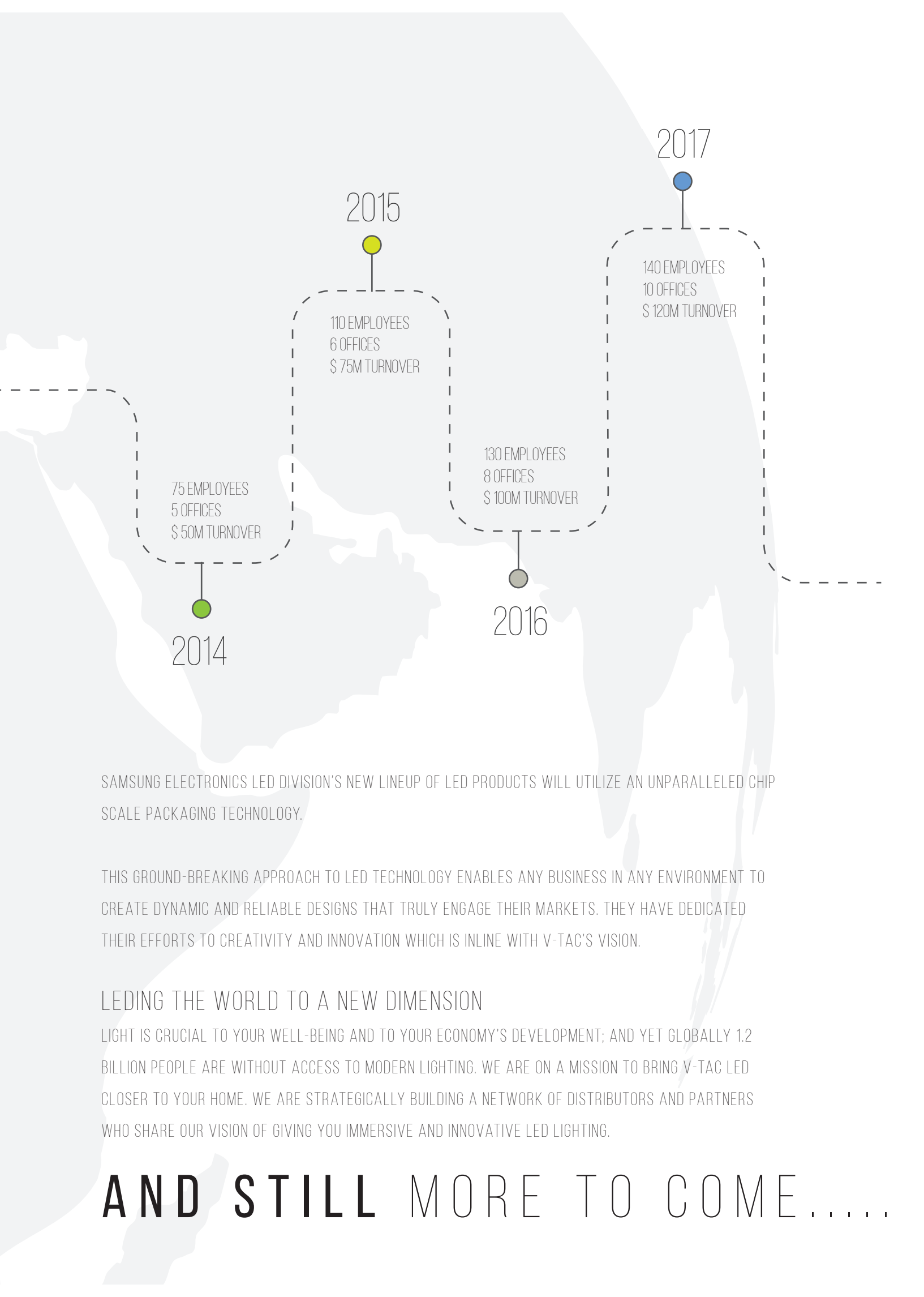
55 EMPLOYEES  
4 OFFICES  
\$ 30M TURNOVER

2013

V-TAC WAS DEVELOPED AND DESIGNED BY ENERGY AND LIGHTING SPECIALIST TO NOT ONLY BRING SUSTAINABLE LED LIGHTING SOLUTIONS TO YOUR HOMES BUT TO KEEP ADDING VALUE AND LIVE UP TO THE EXPECTATIONS OF OUR CUSTOMERS AND DISTRIBUTORS.

THANKS TO OUR CEASELESS INNOVATION, OUR BROAD PORTFOLIO INCLUDES A DIVERSE RANGE OF NEXT-GENERATION LED LIGHTING TECHNOLOGIES DESIGNED TO PROVIDE A PROFESSIONAL SOLUTION FOR PROFESSIONALS. INTRODUCING AN ENHANCED PRODUCT RANGE WITH A 5-YEAR WARRANTY.

THE V-TAC PRO SERIES IS SET TO TAKE THE LED MARKET BY STORM WITH SAMSUNG'S RELIABLE AND EFFICIENT LED CHIPS. CREATING A BETTER WORLD FOR MODERN LIGHTING THROUGH INNOVATIVE TECHNOLOGY AND MODERN COMPONENTS.



SAMSUNG ELECTRONICS LED DIVISION'S NEW LINEUP OF LED PRODUCTS WILL UTILIZE AN UNPARALLELED CHIP SCALE PACKAGING TECHNOLOGY.

THIS GROUND-BREAKING APPROACH TO LED TECHNOLOGY ENABLES ANY BUSINESS IN ANY ENVIRONMENT TO CREATE DYNAMIC AND RELIABLE DESIGNS THAT TRULY ENGAGE THEIR MARKETS. THEY HAVE DEDICATED THEIR EFFORTS TO CREATIVITY AND INNOVATION WHICH IS INLINE WITH V-TAC'S VISION.

LEDING THE WORLD TO A NEW DIMENSION

LIGHT IS CRUCIAL TO YOUR WELL-BEING AND TO YOUR ECONOMY'S DEVELOPMENT; AND YET GLOBALLY 1.2 BILLION PEOPLE ARE WITHOUT ACCESS TO MODERN LIGHTING. WE ARE ON A MISSION TO BRING V-TAC LED CLOSER TO YOUR HOME. WE ARE STRATEGICALLY BUILDING A NETWORK OF DISTRIBUTORS AND PARTNERS WHO SHARE OUR VISION OF GIVING YOU IMMERSIVE AND INNOVATIVE LED LIGHTING.

**AND STILL MORE TO COME.....**



SOLD IN OVER  
**70**  
COUNTRIES

V-TAC IS A PREMIUM LED LIGHTING BRAND DEVELOPED WITH ENERGY  
AND LIGHTING SPECIALISTS.

WE MAKE IT A POINT TO DESIGN AND DISTRIBUTE HIGH QUALITY, AFFORDABLE  
AND SUSTAINABLE LED LIGHTING SOLUTIONS.











































OUR PRODUCTS FOLLOW ERP GUIDELINES AND ARE TESTED  
AND APPROVED BY ACCREDITED LABS.



CE/EMC



# TABLE OF CONTENT

02							
	LED FLOOD LIGHTS	WHITE <b>04</b>	BLACK <b>08</b>	GREY <b>12</b>	PIR- WHITE <b>16</b>	PIR- BLACK <b>18</b>	SPORTS LIGHT <b>20</b>
22							
	LED PANELS	BIG PANEL <b>24</b>	MINI PANEL <b>24</b>				
30							
	LED TUBES AND BATTEN FITTINGS	LED TUBES <b>32</b>	BATTEN FITTINGS WITH TUBE <b>34</b>	PRISMATIC FITTINGS <b>36</b>	LED BATTEN FITTINGS <b>38</b>	WATERPROOF FITTINGS <b>42</b>	
44							
	LED HIGHBAYS	REFLECTOR-HIGHBAYS <b>46</b>	UFO SERIES HIGH LUMENS <b>48</b>	UFO SERIES SAMSUNG DRIVER <b>50</b>	UFO SERIES <b>52</b>	LED CANOPY <b>54</b>	
56							
	LED STRIP LIGHT	LED STRIP LIGHT <b>58</b>					
60							
	LED DOWN LIGHTS	LED BULKHEAD <b>62</b>	CABINET LIGHT <b>66</b>		CABINET LIGHT <b>67</b>		
68							
	LED LINEAR AND TRACK LIGHTS	HANGING LINEAR LIGHTING <b>70</b>	UP-DOWN LINEAR LIGHTING <b>72</b>	RECESSED LINEAR LIGHTING <b>76</b>	LINEAR TRUNKING LIGHTING <b>80</b>	LED TRACK LIGHTS <b>86</b>	
90							
	LED SPOTLIGHTS	CAPSULES LIGHTS <b>92</b>	SPOTLIGHTS <b>93</b>				
96							
	LED BULBS	AMBER FILAMENT <b>98</b>	CLEAR FILAMENT <b>100</b>	HIGH LUMEN BULBS <b>104</b>	PLASTIC BULBS <b>106</b>		



# LED FLOODLIGHTS

V-TAC's all new slimline series are manufactured with cutting-edge components to deliver an exceptional performance. Together with its new sleek design, its diecast aluminum and IP65-rated body makes each unit extremely sturdy and perfect for outdoor applications.

This extensive range of 10w to 300w floodlights is ready to impress in terms of efficiency, as it has powerful illumination of up to 16000 lumens, brought by its IP-protected Samsung LED chip. The auto-cutoff function comes with the PIR series which disables the sensor with a switch.

## APPLICATION

Recommended for any outdoor lighting application in residential, commercial, and industrial areas





## KEY FEATURES

- IP-protected Samsung LED Chips to deliver uncompromised performance
- IP65 Rated: high-quality components used to ensure waterproof/airtight performance
- Modern and ultra-strong enclosure with a minimalistic design, for high-end support and design
- Includes black, white, grey, and PIR series
- Select units inclusive of a 1-metre wire for easy installation

**IP** PROTECTED BY  
SAMSUNG





ONE METER WIRE

**5** YEAR  
WARRANTY\*

# LED FLOODLIGHTS

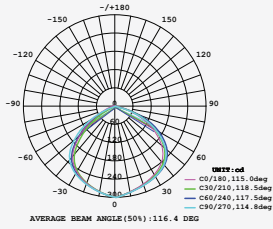
## Slimline-White Body

V-TAC's unbreakable LED floodlights, now with Samsung LED chips for a diffused, high-performance outdoor lighting encased in a diecast IP65 body for durability. Available in 10w to 300w watts, in an elegant and ivory white finish.

- Uses IP-protected SMD LED from Samsung
- Diecast body
- 100° beam angle
- 30,000-hr lifespan
- CRI: >80
- PF: >0.9
- AC:220-240V,50Hz
- IP65 Rating



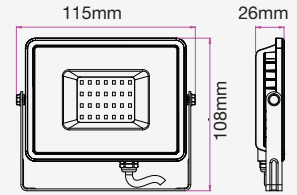
LUMINOUS INTENSITY DISTRIBUTION DIAGRAM



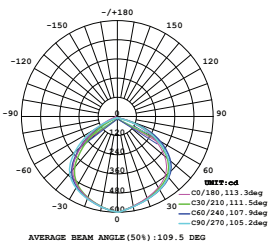
## VT-10-W

SKU: 427 | 3000K WARM WHITE  
 SKU: 428 | 4000K DAY WHITE  
 SKU: 429 | 6400K WHITE

WATTS	LUMENS	BOX QTY.
10w	800	20 pcs



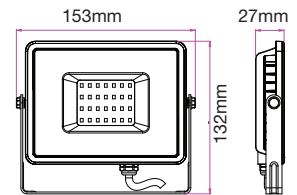
LUMINOUS INTENSITY DISTRIBUTION DIAGRAM



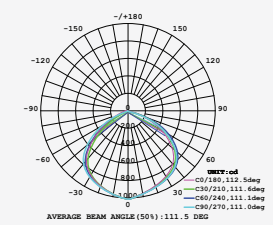
## VT-20-W

SKU: 442 | 3000K WARM WHITE  
 SKU: 443 | 4000K DAY WHITE  
 SKU: 444 | 6400K WHITE

WATTS	LUMENS	BOX QTY.
20w	1600	20 pcs



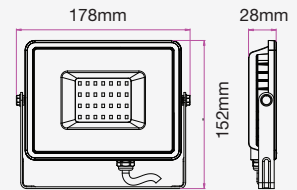
LUMINOUS INTENSITY DISTRIBUTION DIAGRAM



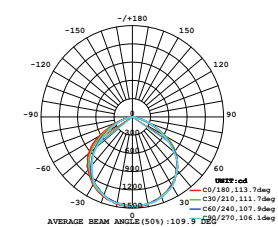
## VT-30-W

SKU: 403 | 3000K WARM WHITE  
 SKU: 404 | 4000K DAY WHITE  
 SKU: 405 | 6400K WHITE

WATTS	LUMENS	BOX QTY.
30w	2400	10 pcs



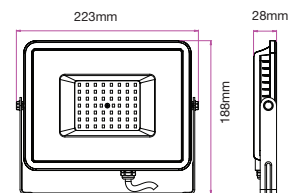
LUMINOUS INTENSITY DISTRIBUTION DIAGRAM



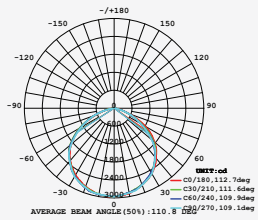
## VT-50-W

SKU: 409 | 3000K WARM WHITE  
 SKU: 410 | 4000K DAY WHITE  
 SKU: 411 | 6400K WHITE

WATTS	LUMENS	BOX QTY.
50w	4000	8 pcs



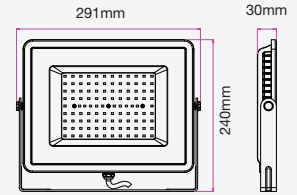
LUMINOUS INTENSITY DISTRIBUTION DIAGRAM



## VT-100-W

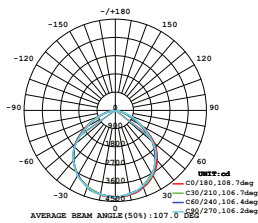
SKU: 415 | 3000K WARM WHITE  
 SKU: 416 | 4000K DAY WHITE  
 SKU: 417 | 6400K WHITE

WATTS	LUMENS	BOX QTY.
100w	8000	4 pcs



① METER WIRE

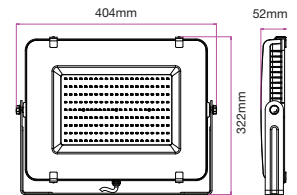
LUMINOUS INTENSITY DISTRIBUTION DIAGRAM



## VT-150-W

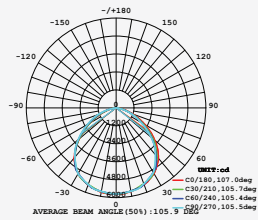
SKU: 478 | 3000K WARM WHITE  
 SKU: 479 | 4000K DAY WHITE  
 SKU: 480 | 6400K WHITE

WATTS	LUMENS	BOX QTY.
150w	12000	2 pcs



① METER WIRE

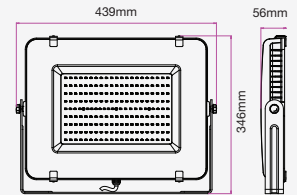
LUMINOUS INTENSITY DISTRIBUTION DIAGRAM



## VT-200-W

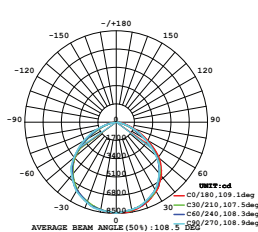
SKU: 420 | 4000K DAY WHITE  
 SKU: 421 | 6400K WHITE

WATTS	LUMENS	BOX QTY.
200w	16000	2 pcs



① METER WIRE

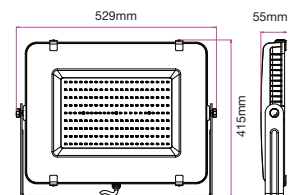
LUMINOUS INTENSITY DISTRIBUTION DIAGRAM



## VT-300-W

SKU: 486 | 4000K DAY WHITE  
 SKU: 487 | 6400K WHITE

WATTS	LUMENS	BOX QTY.
300w	24000	2 pcs



① METER WIRE



## LED FLOODLIGHTS

[www.v-tac.eu](http://www.v-tac.eu) | [www.vtacexports.com](http://www.vtacexports.com)



ONE METER WIRE

5 YEAR WARRANTY\*

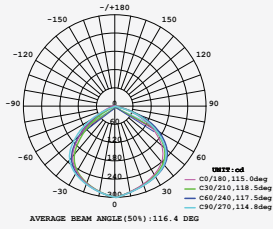
# LED FLOODLIGHTS

## Slimline-Black Body

V-TAC's unbreakable LED floodlights, now with Samsung LED chips for a diffused, high-performance outdoor lighting encased in a diecast IP65 body for durability. Available in 10w to 300w watts, in an elegant and ivory white finish.

- Uses IP-protected SMD LED from Samsung
- Diecast body
- 100° beam angle
- 30,000-hr lifespan
- CRI: >80
- PF: >0.9
- AC:220-240V,50Hz
- IP65 Rating

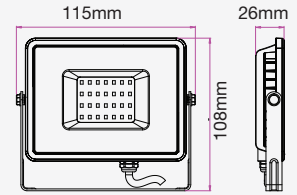
LUMINOUS INTENSITY DISTRIBUTION DIAGRAM



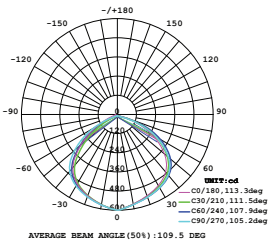
## VT-10-B

SKU: 424 | 3000K WARM WHITE  
 SKU: 425 | 4000K DAY WHITE  
 SKU: 426 | 6400K WHITE

WATTS	LUMENS	BOX QTY.
10w	800	20 pcs



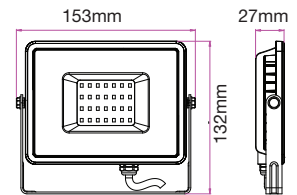
LUMINOUS INTENSITY DISTRIBUTION DIAGRAM



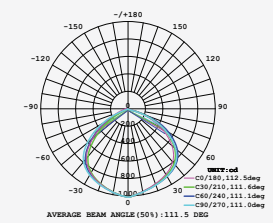
## VT-20-B

SKU: 439 | 3000K WARM WHITE  
 SKU: 440 | 4000K DAY WHITE  
 SKU: 441 | 6400K WHITE

WATTS	LUMENS	BOX QTY.
20w	1600	20 pcs



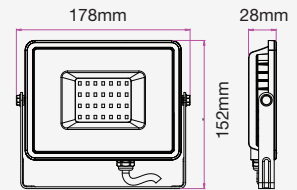
LUMINOUS INTENSITY DISTRIBUTION DIAGRAM



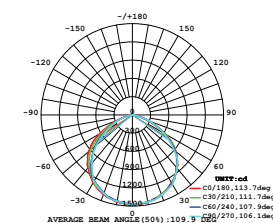
## VT-30-B

SKU: 400 | 3000K WARM WHITE  
 SKU: 401 | 4000K DAY WHITE  
 SKU: 402 | 6400K WHITE

WATTS	LUMENS	BOX QTY.
30w	2400	10 pcs



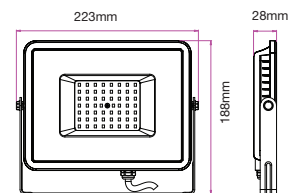
LUMINOUS INTENSITY DISTRIBUTION DIAGRAM



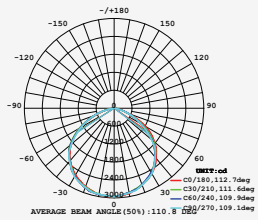
## VT-50-B

SKU: 406 | 3000K WARM WHITE  
 SKU: 407 | 4000K DAY WHITE  
 SKU: 408 | 6400K WHITE

WATTS	LUMENS	BOX QTY.
50w	4000	8 pcs



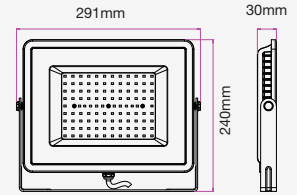
LUMINOUS INTENSITY DISTRIBUTION DIAGRAM



## VT-100-B

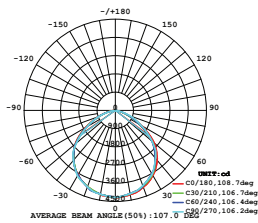
SKU: 412 | 3000K WARM WHITE  
 SKU: 413 | 4000K DAY WHITE  
 SKU: 414 | 6400K WHITE

WATTS	LUMENS	BOX QTY.
100w	8000	4 pcs



① METER WIRE

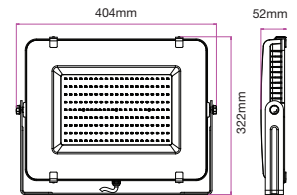
LUMINOUS INTENSITY DISTRIBUTION DIAGRAM



## VT-150-B

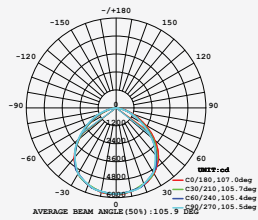
SKU: 475 | 3000K WARM WHITE  
 SKU: 476 | 4000K DAY WHITE  
 SKU: 477 | 6400K WHITE

WATTS	LUMENS	BOX QTY.
150w	12000	2 pcs



① METER WIRE

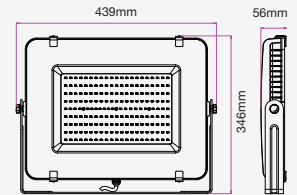
LUMINOUS INTENSITY DISTRIBUTION DIAGRAM



## VT-200-B

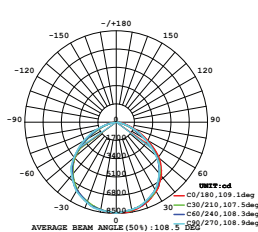
SKU: 418 | 4000K DAY WHITE  
 SKU: 419 | 6400K WHITE

WATTS	LUMENS	BOX QTY.
200w	16000	2 pcs



① METER WIRE

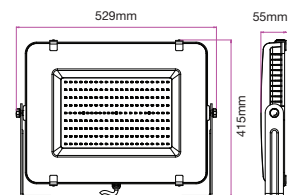
LUMINOUS INTENSITY DISTRIBUTION DIAGRAM



## VT-300-B

SKU: 422 | 4000K DAY WHITE  
 SKU: 423 | 6400K WHITE


WATTS	LUMENS	BOX QTY.
300w	24000	2 pcs



① METER WIRE



## LED FLOODLIGHTS



ONE METER WIRE

**5** YEAR  
WARRANTY\*

# LED FLOODLIGHTS

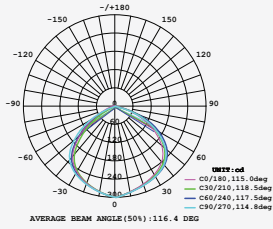
## Slimline-Grey Body

V-TAC's unbreakable LED floodlights, now with Samsung LED chips for a diffused, high-performance outdoor lighting encased in a diecast IP65 body for durability. Available in 10w to 300w watts, in an elegant and ivory white finish.

- Uses IP-protected SMD LED from Samsung
- Diecast body
- 100° beam angle
- 30,000-hr lifespan
- CRI: >80
- PF: >0.9
- AC:220-240V,50Hz
- IP65 Rating



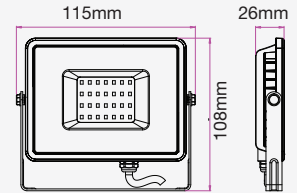
LUMINOUS INTENSITY DISTRIBUTION DIAGRAM



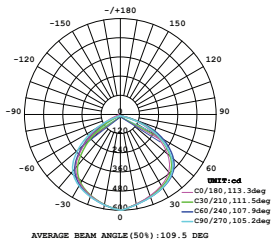
## VT-10-G

SKU: 430 | 3000K WARM WHITE  
 SKU: 431 | 4000K DAY WHITE  
 SKU: 432 | 6400K WHITE

WATTS	LUMENS	BOX QTY.
10w	800	20 pcs



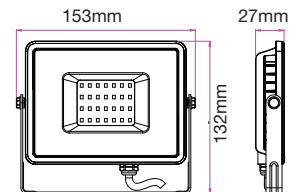
LUMINOUS INTENSITY DISTRIBUTION DIAGRAM



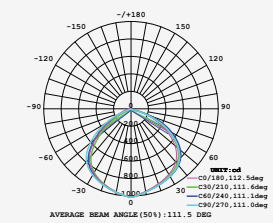
## VT-20-G

SKU: 445 | 3000K WARM WHITE  
 SKU: 446 | 4000K DAY WHITE  
 SKU: 447 | 6400K WHITE

WATTS	LUMENS	BOX QTY.
20w	1600	20 pcs



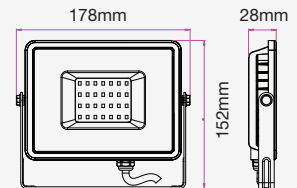
LUMINOUS INTENSITY DISTRIBUTION DIAGRAM



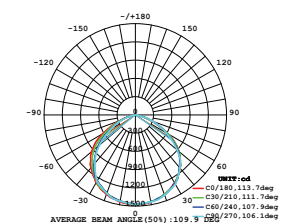
## VT-30-G

SKU: 454 | 3000K WARM WHITE  
 SKU: 455 | 4000K DAY WHITE  
 SKU: 456 | 6400K WHITE

WATTS	LUMENS	BOX QTY.
30w	2400	10 pcs



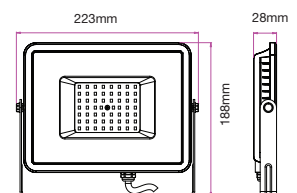
LUMINOUS INTENSITY DISTRIBUTION DIAGRAM



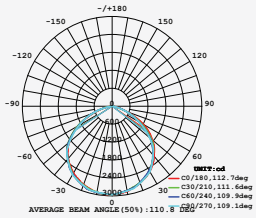
## VT-50-G

SKU: 463 | 3000K WARM WHITE  
 SKU: 464 | 4000K DAY WHITE  
 SKU: 465 | 6400K WHITE

WATTS	LUMENS	BOX QTY.
50w	4000	8 pcs



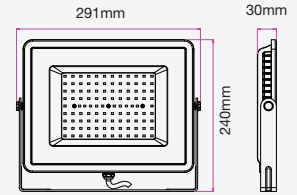
LUMINOUS INTENSITY DISTRIBUTION DIAGRAM



## VT-100-G

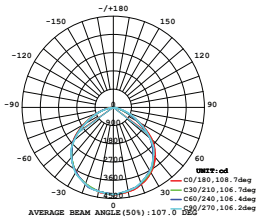
SKU: 472 | 3000K WARM WHITE  
 SKU: 473 | 4000K DAY WHITE  
 SKU: 474 | 6400K WHITE

WATTS	LUMENS	BOX QTY.
100w	8000	4 pcs



① METER WIRE

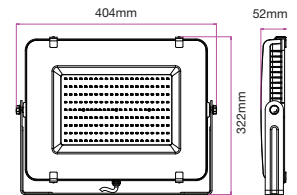
LUMINOUS INTENSITY DISTRIBUTION DIAGRAM



## VT-150-G

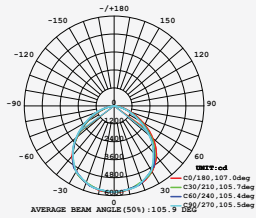
SKU: 481 | 3000K WARM WHITE  
 SKU: 482 | 4000K DAY WHITE  
 SKU: 483 | 6400K WHITE

WATTS	LUMENS	BOX QTY.
150w	12000	2 pcs



① METER WIRE

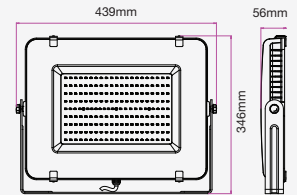
LUMINOUS INTENSITY DISTRIBUTION DIAGRAM



## VT-200-G

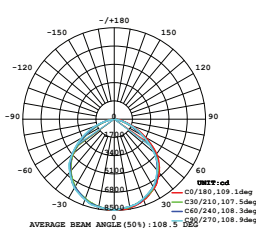
SKU: 484 | 4000K DAY WHITE  
 SKU: 485 | 6400K WHITE

WATTS	LUMENS	BOX QTY.
200w	16000	2 pcs



① METER WIRE

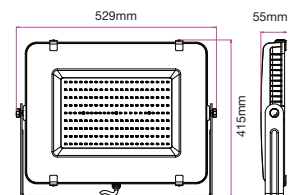
LUMINOUS INTENSITY DISTRIBUTION DIAGRAM



## VT-300-G

SKU: 488 | 4000K DAY WHITE  
 SKU: 489 | 6400K WHITE

WATTS	LUMENS	BOX QTY.
300w	24000	2 pcs



① METER WIRE



## LED FLOODLIGHTS



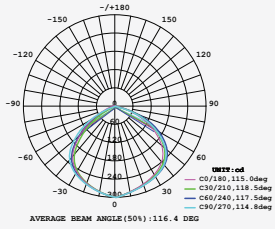
# LED FLOODLIGHTS

## PIR Sensor White Body

Incorporating security in its function, we have a full range of LED floodlights equipped with PIR sensors, available in 10w to 50w. Now upgraded with Samsung LED for an even better, high-end performance, these LED PIR floodlights are truly a modern take on traditional floodlights. Easily disable the sensor with a switch through its auto-cutoff function. Widely used to for any outdoor application. Available in 10w to 50w, in a sleek white finish.

- **SMD Samsung LED**
- **30,000-hr lifespan**
- **100° Beam Angle**
- **AC:220-240V,50Hz**
- **Die casting Aluminium Body**
- **Auto-cutoff function: disable sensor with a switch**
- **Suitable for facade lighting, lobby area, garages, walkways, parking lots, etc.**

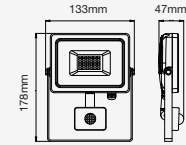
LUMINOUS INTENSITY DISTRIBUTION DIAGRAM



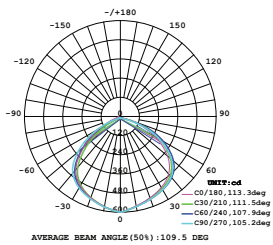
## VT-10-W-PIR

SKU: 433 - 3000K WARM WHITE  
 SKU: 434 - 4000K DAY WHITE  
 SKU: 435 - 6400K WHITE

WATTS	LUMENS	BOX QTY.
10w	800	20 pcs



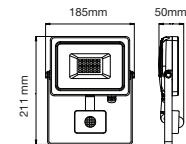
LUMINOUS INTENSITY DISTRIBUTION DIAGRAM



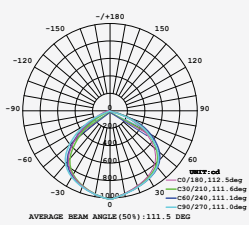
## VT-20-W-PIR

SKU: 448 - 3000K WARM WHITE  
 SKU: 449 - 4000K DAY WHITE  
 SKU: 450 - 6400K WHITE

WATTS	LUMENS	BOX QTY.
20w	1600	20 pcs



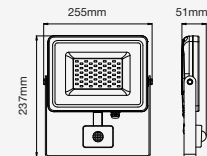
LUMINOUS INTENSITY DISTRIBUTION DIAGRAM



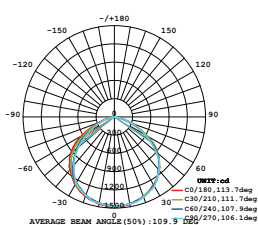
## VT-30-W-PIR

SKU: 457 - 3000K WARM WHITE  
 SKU: 458 - 4000K DAY WHITE  
 SKU: 459 - 6400K WHITE

WATTS	LUMENS	BOX QTY.
30w	2550	20 pcs



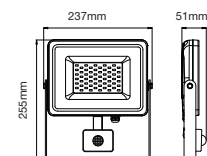
LUMINOUS INTENSITY DISTRIBUTION DIAGRAM



## VT-50-W-PIR

SKU: 466 - 3000K WARM WHITE  
 SKU: 467 - 4000K DAY WHITE  
 SKU: 468 - 6400K WHITE

WATTS	LUMENS	BOX QTY.
50w	4250	10 pcs



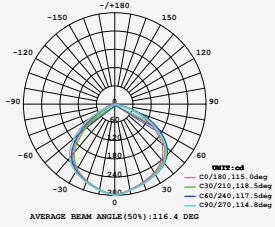


## PIR Sensor Black Body

Incorporating security in its function, we have a full range of LED floodlights equipped with PIR sensors, available in 10w to 50w. Now upgraded with Samsung LED for an even better, high-end performance, these LED PIR floodlights are truly a modern take on traditional floodlights. Easily disable the sensor with a switch through its auto-cutoff function. Widely used to for any outdoor application. Available in 10w to 50w, in a sleek black finish.

- **SMD Samsung LED**
- **30,000-hr lifespan**
- **100° Beam Angle**
- **AC:220-240V,50Hz**
- **Die casting Aluminium Body**
- **Auto-cutoff function: disable sensor with a switch**
- **Suitable for facade lighting, lobby area, garages, walkways, parking lots, etc.**

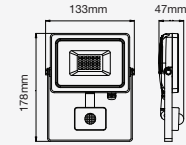
LUMINOUS INTENSITY DISTRIBUTION DIAGRAM



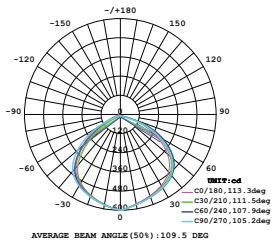
## VT-10-B-PIR

SKU: 436 - 3000K WARM WHITE  
 SKU: 437 - 4000K DAY WHITE  
 SKU: 438 - 6400K WHITE

WATTS	LUMENS	BOX QTY.
10w	800	20 pcs



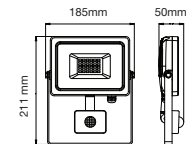
LUMINOUS INTENSITY DISTRIBUTION DIAGRAM



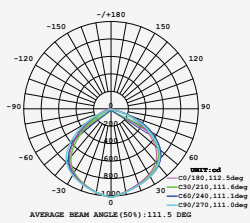
## VT-20-B-PIR

SKU: 451 - 3000K WARM WHITE  
 SKU: 452 - 4000K DAY WHITE  
 SKU: 453 - 6400K WHITE

WATTS	LUMENS	BOX QTY.
20w	1600	20 pcs



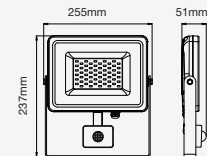
LUMINOUS INTENSITY DISTRIBUTION DIAGRAM



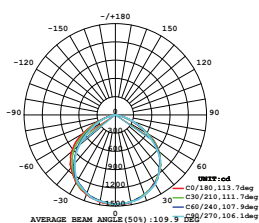
## VT-30-B-PIR

SKU: 460 - 3000K WARM WHITE  
 SKU: 461 - 4000K DAY WHITE  
 SKU: 462 - 6400K WHITE

WATTS	LUMENS	BOX QTY.
30w	2550	20 pcs



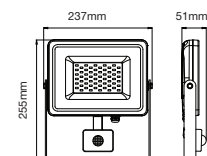
LUMINOUS INTENSITY DISTRIBUTION DIAGRAM




## VT-50-B-PIR

SKU: 469 - 3000K WARM WHITE  
 SKU: 470 - 4000K DAY WHITE  
 SKU: 471 - 6400K WHITE

WATTS	LUMENS	BOX QTY.
50w	4250	10 pcs





# LED FLOODLIGHTS

## Sports Light



A symbol of limitless strength. V-TAC's all new high efficiency sports light is designed with cutting-edge components to deliver an exceptional performance. It is extremely sturdy and absolutely perfect for outdoor applications.

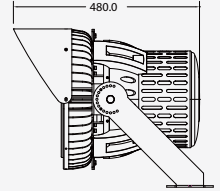
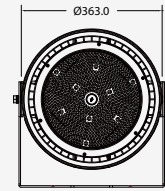
- **Designed with Meanwell driver**
- **No Lead or Mercury content**
- **Life Hours of 30,000 Hours**
- **LED provided by Samsung**
- **Saves 80% energy**
- **IP65 Rating**



**VT-500D**

SKU: 490 | 5000K WHITE

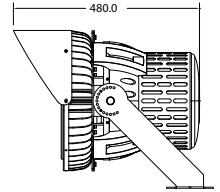
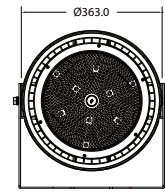
WATTS	LUMENS	BEAM ANGLE	BOX QTY.
500w	67500	45°	1 pcs



**VT-500D-2**

SKU: 490 | 5000K WHITE

WATTS	LUMENS	BEAM ANGLE	BOX QTY.
500w	67500	110°	1 pcs





## LED PANELS

The PRO Series LED panels range are all made with top-quality PMMA diffuser which provides a uniformly distributed light and prevents the panels from turning yellow.

It proves its durability with exteriors composed of an innovative combination of Aluminum+PMMA+PP, and its energy-saving upgrade through the improved driver box and IP-protected Samsung LED chip. Both frameless and big panels are inclusive of a quick connector for easy installation.

## APPLICATION

Widely used in offices, schools, hospitals, and commercial establishments

**V-TAC**<sup>®</sup>  
INNOVATIVE LED LIGHTING






## KEY FEATURES

- Inclusive of a quick connector
- Flicker-free; stable drivers eliminate flashes
- Better light quality: less false colour plots
- 80% lower power consumption than conventional downlights
- Standard dimensions for big panels available
- Choose from square and round frameless mini panels

**IP** PROTECTED BY  
**SAMSUNG**

**QUICK  
CONNECTOR**





**QUICK CONNECTOR**

# LED BIG PANELS

## Square Panels-60x60

Our 36w and 45w LED panels are made with high quality PMMA diffusers which prevents it from turning yellow over time and makes it emit strong and evenly distributed light. Also available is the TP(a)-rated panel to meet fire safety standards. All our LED panels have quick connectors that will save installation time and costs.

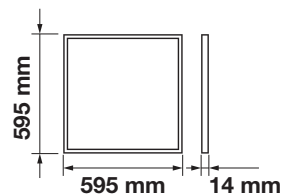
- **Quick Connector**
- **SMD LED Type**
- **30,000 hrs Lifespan**
- **110° Beam Angle**
- **AC:220-240V,50Hz**
- **CRI: >80**
- **Aluminum+ PMMA+PP**
- **Flicker Free**

**5** YEAR  
**WARRANTY\***

SKU:750 | 4000K DAY WHITE  
 SKU:751 | 6400K WHITE

MODEL	WATTS	LUMENS	BOX QTY.
VT-636	36w	3600	6 pcs

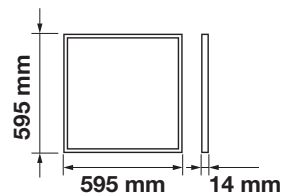
**TP(a) Polycarbonate Microprismatic Diffuser**




SKU: 632 | 3000K WARM WHITE  
 SKU: 633 | 4000K DAY WHITE  
 SKU:634 | 6400K WHITE

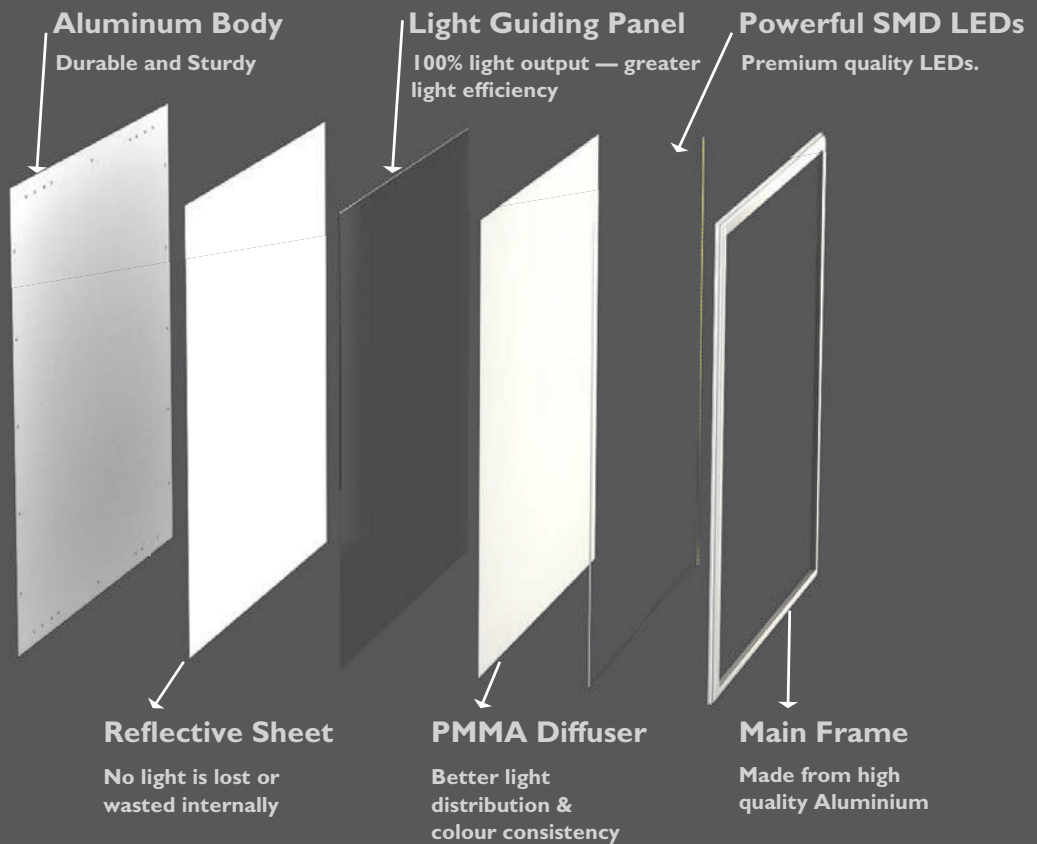
MODEL	WATTS	LUMENS	BOX QTY.
VT-645	45w	3600	6 pcs

**PMMA Diffuser**





**QUICK  
CONNECTOR**



# LED BIG PANELS

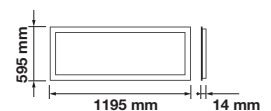
## Rectangle Panels-120x60

**5** YEAR  
WARRANTY\*

SKU:748 | 4000K DAY WHITE  
SKU:749 | 6400K WHITE

MODEL	WATTS	LUMENS	BOX QTY.
VT-646	45w	5400	2 pcs

**PMMA Diffuser**



# LED MINI PANELS

## Round Edge Series

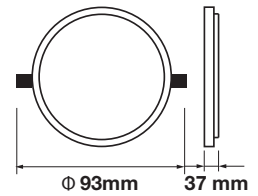
A combination of function and aesthetics, our new LED mini panels have stylish and contemporary designs which light up all the way to the edges for your efficient, indoor ambient lighting.

- **Quick Connector**
- **SMD LED Type**
- **30,000 hrs Lifespan**
- **120° Beam Angle**
- **AC:220-240V,50Hz**
- **CRI: >80**
- **ABS+Plastic Body**

**5** YEAR  
WARRANTY\*

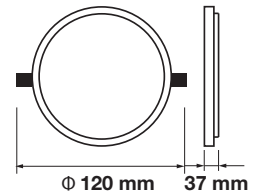
SKU: 626 | 3000K WARM WHITE  
SKU: 627 | 4000K DAY WHITE  
SKU: 628 | 6400K WHITE

MODEL	WATTS	LUMENS	BOX QTY.
VT-608RD	8w	800	100 pcs



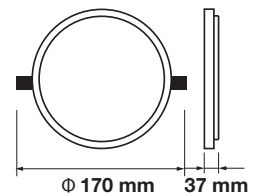
SKU: 620 | 3000K WARM WHITE  
SKU: 621 | 4000K DAY WHITE  
SKU: 622 | 6400K WHITE

MODEL	WATTS	LUMENS	BOX QTY.
VT-615RD	15w	1500	40 pcs



SKU: 614 | 3000K WARM WHITE  
SKU: 615 | 4000K DAY WHITE  
SKU: 616 | 6400K WHITE

MODEL	WATTS	LUMENS	BOX QTY.
VT-620RD	20w	2000	40 pcs



Quick Connector



# LED MINI PANELS

## Square Edge Series

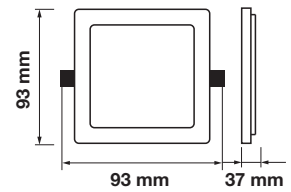
A combination of function and aesthetics, our new LED mini panels have stylish and contemporary designs which light up all the way to the edges for your efficient, indoor ambient lighting.

- **Quick Connector**
- **SMD LED Type**
- **30,000 hrs Lifespan**
- **120° Beam Angle**
- **AC:220-240V,50Hz**
- **CRI: >80**
- **ABS+Plastic Body**

**5** YEAR WARRANTY\*

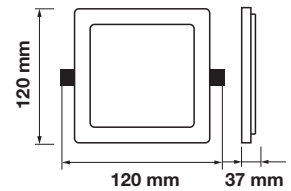
SKU: 623 | 3000K WARM WHITE  
 SKU: 624 | 4000K DAY WHITE  
 SKU: 625 | 6400K WHITE

MODEL	WATTS	LUMENS	BOX QTY.
VT-608SQ	8w	800	100 pcs



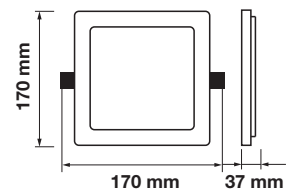
SKU: 617 | 3000K WARM WHITE  
 SKU: 618 | 4000K DAY WHITE  
 SKU: 619 | 6400K WHITE

MODEL	WATTS	LUMENS	BOX QTY.
VT-615SQ	15w	1500	40 pcs




SKU: 611 | 3000K WARM WHITE  
 SKU: 612 | 4000K DAY WHITE  
 SKU: 613 | 6400K WHITE

MODEL	WATTS	LUMENS	BOX QTY.
VT-620SQ	20w	2000	40 pcs





Quick Connector





## LED TUBES

Longer lifespan, and control compatibility. Besides the efficiency, our LED tube range is your best choice in the age of smart lighting as its lifespan is not affected by the number of switching cycles. This converts to more savings in operating and replacement costs. V-TAC's complete LED tubes range includes T8s and integrated batten fittings, perfect for indoor lighting.

## APPLICATION

Used for general purpose lighting in residences, commercial establishments, supermarkets, and offices

**V-TAC**<sup>®</sup>  
INNOVATIVE LED LIGHTING


 provided by  
**SAMSUNG**

## KEY FEATURES

- High lumen rating: 120 lumen/watt
- Uses IP-protected LED chip from Samsung
- Works perfectly with controls

**IP** PROTECTED BY  
**SAMSUNG**

**120**  
LM/WATT





# LED TUBES

## G13-T8 -Nano Plastic Tube

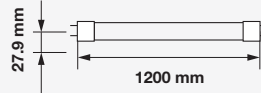
This modern range of high-lumen LED tubes with IP-protected Samsung LED chip are the perfect retrofit for fluorescent fixtures. Complete with a series of pop kits (batten fittings inclusive of tubes), these sets of tubes are available in standard lengths for general purpose lighting in residences, commercial establishments, supermarkets, and offices.

- **SMD LED Type**
- **30,000 hrs Lifespan**
- **160° Beam Angle**
- **15000 On/Off**
- **AC:220-240V,50Hz**
- **>80 CRI**
- **>0.5 PF**
- **Nano Plastic Body**
- **<0.5 s Instant Start**

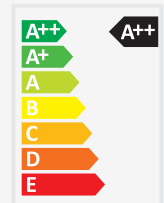
**5** YEAR  
**WARRANTY\***

MODEL	WATTS	EQ.WATTS	LUMENS	WEIGHT-KG	BOX QTY.
VT-122	18w	45w	2250	0.1904	25 pcs

SKU: 688 | 3000K WARM WHITE  
 SKU: 672 | 4000K DAY WHITE  
 SKU: 673 | 6400K WHITE

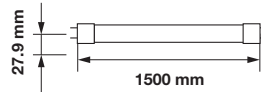


**120**  
 LM/WATT

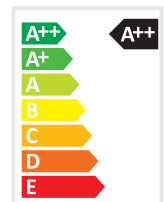


MODEL	WATTS	EQ.WATTS	LUMENS	WEIGHT-KG	BOX QTY.
VT-152	22w	75w	3000	0.2572	25 pcs

SKU: 689 | 3000K WARM WHITE  
 SKU: 674 | 4000K DAY WHITE  
 SKU: 675 | 6400K WHITE



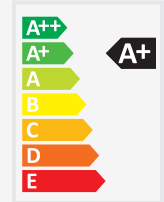
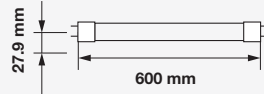
**120**  
 LM/WATT



MODEL      WATTS      EQ.WATTS      LUMENS      WEIGHT-KG      BOX QTY.

**VT-061**      **10w**      **18w**      **850**      **0.1264**      **25 pcs**

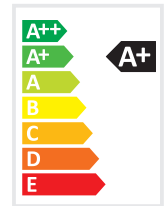
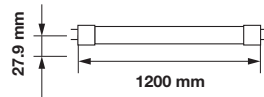
SKU: 650 | 3000K WARM WHITE  
 SKU: 651 | 4000K DAY WHITE  
 SKU: 652 | 6400K WHITE



MODEL      WATTS      EQ.WATTS      LUMENS      WEIGHT-KG      BOX QTY.

**VT-121**      **18w**      **36w**      **1700**      **0.1904**      **25 pcs**


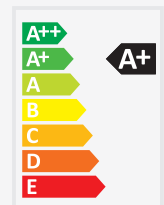
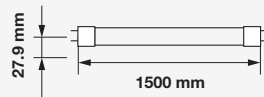
SKU: 653 | 3000K WARM WHITE  
 SKU: 654 | 4000K DAY WHITE  
 SKU: 655 | 6400K WHITE



MODEL      WATTS      EQ.WATTS      LUMENS      WEIGHT-KG      BOX QTY.

**VT-151**      **22w**      **58w**      **2000**      **0.2572**      **25 pcs**

SKU: 656 | 3000K WARM WHITE  
 SKU: 657 | 4000K DAY WHITE  
 SKU: 658 | 6400K WHITE



# LED BATTEN FITTINGS

## Single and Double Batten Fitting

This modern range of batten fittings offer durability and can house one to two LED tubes. These luminaires are available in standard lengths for general purpose lighting in residences, commercial establishments, supermarkets, and offices.

- **SMD LED Type**
- **30,000 hrs Lifespan**
- **160° Beam Angle**
- **AC:220-240V,50Hz**
- **CRI: >80**
- **Nano Plastic Body**

**5** YEAR  
**WARRANTY\***



MODEL	WATTS	LUMENS	ON/OFF	PF	BOX QTY.
<b>VT-12026</b>	<b>18w</b>	<b>1700</b>	<b>15000</b>	<b>&gt;0.5</b>	<b>10 pcs</b>

SKU: 6442 | 4000K DAY WHITE  
 SKU: 6443 | 6400K WHITE

MODEL	WATTS	LUMENS	ON/OFF	PF	BOX QTY.
<b>VT-15023</b>	<b>22w</b>	<b>2000</b>	<b>15000</b>	<b>&gt;0.5</b>	<b>10 pcs</b>

SKU: 6438 | 4000K DAY WHITE  
 SKU: 6439 | 6400K WHITE




MODEL	WATTS	LUMENS	ON/OFF	PF	BOX QTY.
<b>VT-12027</b>	<b>36w</b>	<b>3400</b>	<b>15000</b>	<b>&gt;0.5</b>	<b>10 pcs</b>

SKU: 6444 | 4000K DAY WHITE  
 SKU: 6445 | 6400K WHITE

MODEL	WATTS	LUMENS	ON/OFF	PF	BOX QTY.
<b>VT-15024</b>	<b>44w</b>	<b>4000</b>	<b>15000</b>	<b>&gt;0.5</b>	<b>10 pcs</b>

SKU: 6440 | 4000K DAY WHITE  
 SKU: 6441 | 6400K WHITE





# FIXTURES WITH LED

## LED Prismatic Fittings



Quick Connector

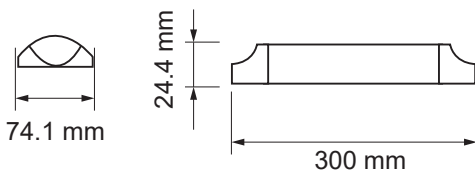
This new 10w to 60w range of efficient LED prismatic fittings from V-TAC all have a high-lumen rating of 120 lm/w and are equipped with IP-protected LED chip from Samsung. Available in 3000K, 4000K, and 6400K color temperatures, these durable fittings are ideal for any indoor lighting use.

- **SMD LED Type**
- **30,000 hrs Lifespan**
- **110° Beam Angle**
- **15000 On/Off**
- **AC:220-240V,50Hz**
- **CRI: >80**
- **>0.9 PF**
- **Plastic Body**

**5** YEAR  
**WARRANTY\***

MODEL	WATTS	LUMENS	WEIGHT-KG	BOX QTY.
VT-8-10	10w	1200	0.26	10 pcs

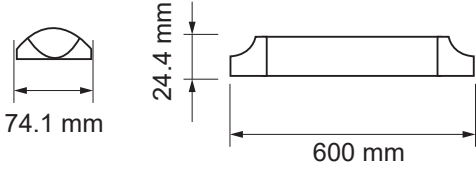
SKU: 659 | 3000K WARM WHITE  
 SKU: 660 | 4000K DAY WHITE  
 SKU: 661 | 6400K WHITE





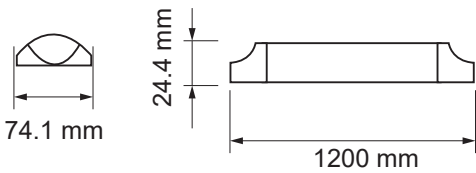
MODEL	WATTS	LUMENS	WEIGHT-KG	BOX QTY.
VT-8-20	20w	2400	0.42	10 pcs

SKU: 662 | 3000K WARM WHITE  
 SKU: 663 | 4000K DAY WHITE  
 SKU: 664 | 6400K WHITE



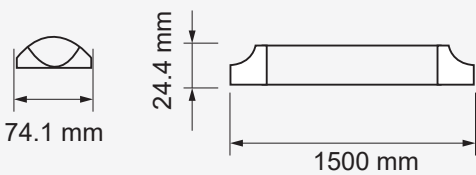
MODEL	WATTS	LUMENS	WEIGHT-KG	BOX QTY.
VT-8-40	40w	4800	0.84	10 pcs

SKU: 665 | 3000K WARM WHITE  
 SKU: 666 | 4000K DAY WHITE  
 SKU: 667 | 6400K WHITE



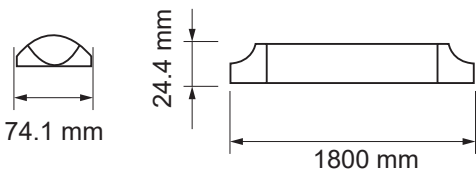
MODEL	WATTS	LUMENS	WEIGHT-KG	BOX QTY.
VT-8-50	50w	6000	1.00	10 pcs

SKU: 668 | 4000K DAY WHITE  
 SKU: 669 | 6400K WHITE



MODEL	WATTS	LUMENS	WEIGHT-KG	BOX QTY.
VT-9-60	60w	7200	1.20	10 pcs

SKU: 670 | 4000K DAY WHITE  
 SKU: 671 | 6400K WHITE





# FIXTURES WITH LED

## LED Batten Fitting

V-TAC's all new range of LED Batten fittings designed with LED chip by Samsung deliver high performance light output of 120lumens/watts. These fittings are built strong using the materials Iron + polycarbonated and are also TP(a) rated to meet the fire safety standards. Optional emergency pack and microwave sensor specially designed for LED Batten are also available.

- **TP(A) Rated**
- **30,000 Life Hours**
- **CRI - >80**
- **PF - 0.9**
- **On/Off Cycle - >15000 time**
- **Input Voltage - AC:220-240V**

**5** YEAR  
**WARRANTY\***

**TP(a)**  
 Polycarbonate




**Compatible Emergency Pack**



**Sensor Compatible**

MODEL	WATTS	LUMENS	WEIGHT-KG	BOX QTY.	SKU: 755   4000K DAY WHITE
VT-8-42	40w	4800	1.40	10 pcs	



**4**  
 FEET

**120**  
 LM/WATT




MODEL	WATTS	LUMENS	WEIGHT-KG	BOX QTY.
VT-8-62	60w	6900	1.72	10 pcs

SKU: 756 | 4000K DAY WHITE



MODEL	WATTS	LUMENS	WEIGHT-KG	BOX QTY.
VT-8-80	80w	8600	2.07	10 pcs

SKU: 757 | 4000K DAY WHITE





# FIXTURES WITH LED

## LED Batten Fitting

V-TAC's all new range of LED Batten fittings designed with LED chip by Samsung deliver high performance light output of 120lumens/watts. These fittings are built strong using the materials Iron + polycarbonated and are also TP(a) rated to meet the fire safety standards. Optional emergency pack and microwave sensor specially designed for LED Batten are also available.

- **TP(A) Rated**
- **30,000 Life Hours**
- **CRI - >80**
- **PF - 0.9**
- **On/Off Cycle - >15000 time**
- **Input Voltage - AC:220-240V**

**5** YEAR  
**WARRANTY\***

**TP(a)**  
 Polycarbonate



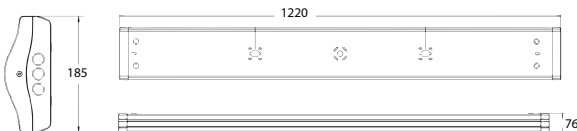
**Compatible Emergency Pack**



**Sensor Compatible**

MODEL	WATTS	LUMENS	WEIGHT-KG	BOX QTY.
VT-8-41	40w	4800	2.90	4 pcs

SKU: 753 | 4000K DAY WHITE

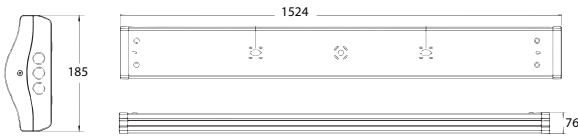


**4**  
 FEET

**120**  
 LM/WATT

MODEL	WATTS	LUMENS	WEIGHT-KG	BOX QTY.
VT-8-61	60w	7200	3.65	4 pcs

SKU: 754 | 4000K DAY WHITE



### Emergency Pack (Optional)

VT-8-5 SKU: 758 Compatible with Batten



### Microwave Sensor (Optional)

VT-8-6 SKU: 759 Compatible with Batten





# FIXTURES WITH LED

## LED Waterproof Fittings

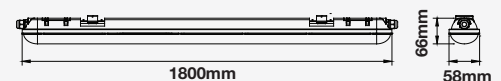
With its IP65 rating and tough aluminum exterior, the new LED Tri-Proof Fittings are the optimal choice for a strong and durable fitting for indoor and outdoor lighting. Available in 4ft, 5ft, and 6ft, these high-lumen tri-proof fittings are ideal for illuminating open spaces that are frequently exposed to dust and moisture.


- **SMD LED Type**
- **20,000 - 30,000 hrs Lifespan**
- **110° Beam Angle**
- **IP65 Rating**
- **AC:220-240V,50Hz**
- **CRI: >80**
- **PF: >0.9**

**5** YEAR  
**WARRANTY\***

MODEL	WATTS	LUMENS	ON/OFF	BODY TYPE	PF	WEIGHT-KG	BOX QTY.
VT-180	60w	5400	15000	Plastic	>0.9	1.30	9 pcs

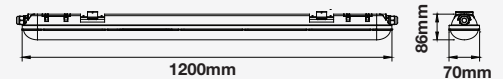
SKU: 680 | 4000K DAY WHITE  
 SKU: 681 | 6400K WHITE





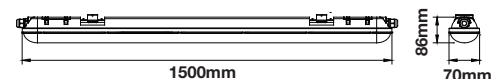
MODEL	WATTS	LUMENS	ON/OFF	BODY TYPE	PF	WEIGHT-KG	BOX QTY.
<b>VT-160</b>	<b>60w</b>	<b>7200</b>	<b>15000</b>	<b>Aluminum</b>	<b>&gt;0.9</b>	<b>2.10</b>	<b>9 pcs</b>

SKU: 678 | 4000K DAY WHITE  
 SKU: 679 | 6400K WHITE



MODEL	WATTS	LUMENS	ON/OFF	BODY TYPE	PF	WEIGHT-KG	BOX QTY.
<b>VT-170</b>	<b>70w</b>	<b>8400</b>	<b>15000</b>	<b>Aluminum</b>	<b>&gt;0.9</b>	<b>2.67</b>	<b>9 pcs</b>

SKU: 676 | 4000K DAY WHITE  
 SKU: 677 | 6400K WHITE





## LED Highbay

One of the forerunners in the PRO series is the LED Highbays. This 100w to 200w highbay range includes subgroups with Mean Well and Samsung driver upgrades, both key players in the LED driver market that boasts of exceptional energy-saving features.

With up to a staggering 180++ lumen-per-watt rating and drivers that provide a lifespan of up to 50,000 hours, V-TAC's new generation of LED highbays are the strongest and most efficient LED high bays available in the market today.

## APPLICATION

Recommended for lighting in warehouses, factories, gymnasiums, or any large open area with high ceiling







## KEY FEATURES

- Professional upgraded drivers
- Strong and durable diecast aluminum body
- Select highbays are fully compatible with daylight sensors
- IP65-rated
- SMD LED
- Compatible with Daylight Sensors
- Up to 30,000-hr lifespan
- Available reflectors for a customized beam angle: aluminum & PC transparent

**IP** PROTECTED BY  
SAMSUNG

V-TAC PERFORMANCE  
**180**  
LUMENS/WATT



V-TAC PERFORMANCE  
**180**  
LUMENS/WATT

 **IP65**  
RATING

**MW**  
MEAN WELL  
*Your Reliable Power Partner*

**Optional**  
DAYLIGHT SENSOR  
SKU - 1369

 **1-10V**  
DIMMABLE



# LED HIGHBAYS

## Reflector Highbays

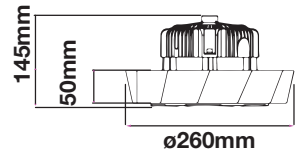
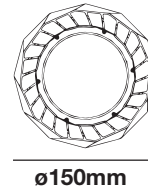
Powerful performance with ultra-efficient energy management. With a staggering high-lumen rating of 180 lm/w matched with the highly acclaimed Mean Well driver and IP65 Aluminum body, this range of LED highbays with IP-protected Samsung LED chip is the optimal choice for heavy-duty industrial lighting in warehouses, factories, and workshops. Perfectly compatible with daylight sensors, Aluminum and PC reflectors are also available for maximum directional customizability.

- **PF: >0.9**
- **CRI:>80**
- **Die cast Aluminum**
- **SMD LED Type**
- **30,000 hrs Lifespan**
- **AC:220-240V,50Hz**

**5** YEAR  
WARRANTY\*

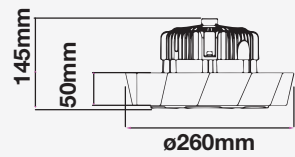
MODEL	WATTS	LUMENS	BEAM ANGLE	BOX QTY.
VT-9-102	100w	18000	120°	2 pcs

SKU: 566 | 4000K DAY WHITE  
 SKU: 567 | 6400K WHITE



MODEL	WATTS	LUMENS	BEAM ANGLE	BOX QTY.
VT-9-120	120w	21600	120°	2 pcs

SKU: 568 | 4000K DAY WHITE  
 SKU: 569 | 6400K WHITE



### COVER OPTIONS



Aluminum Reflector  
 90° SKU-570



Aluminum Reflector  
 120° SKU-571



PC Transparent Reflector  
 120° SKU-574




120  
LUMENS/WATT

IP65  
RATING

MW  
MEAN WELL  
*Your Reliable Power Partner*

Optional  
DAYLIGHT SENSOR  
SKU - 1369

1-10V  
DIMMABLE



## LED Highbays

This advanced LED highbays from V-TAC's PRO series are ready to impress with its high-lumen rating of 120 lm/w and IP-protected LED chip from Samsung. This range is equipped with drivers from Mean Well -- a key player in the LED driver industry for a strong and efficient performance.

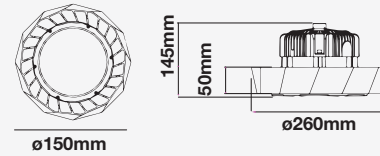
- Available in 100 and 120 watts
- SMD LED Type
- 30,000 hrs Lifespan
- AC:100-277V,50/60Hz
- PF: >0.9
- CRI:>80
- Die cast Aluminum

5  
YEAR  
WARRANTY\*

MODEL	WATTS	LUMENS	BEAM ANGLE	BOX QTY.
VT-9-106	100w	12000	120°	1 pcs

SKU:585 | 4000K DAY WHITE

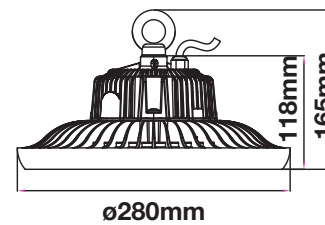
## DALI Dimming



MODEL	WATTS	LUMENS	BEAM ANGLE	BOX QTY.
VT-9-100	100w	12000	90°	4 pcs

SKU: 564 | 4000K DAY WHITE

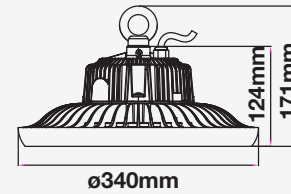
SKU: 565 | 6400K WHITE



MODEL	WATTS	LUMENS	BEAM ANGLE	BOX QTY.
VT-9-150	150w	18000	90°	2 pcs

SKU: 560 | 4000K DAY WHITE

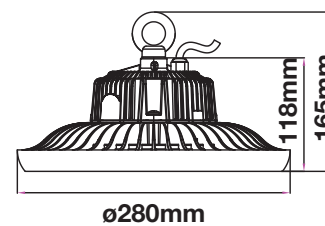
SKU: 561 | 6400K WHITE



MODEL	WATTS	LUMENS	BEAM ANGLE	BOX QTY.
VT-9-101	100w	12000	120°	4 pcs

SKU: 562 | 4000K DAY WHITE

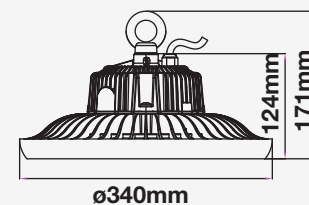
SKU: 563 | 6400K WHITE



MODEL	WATTS	LUMENS	BEAM ANGLE	BOX QTY.
VT-9-151	150w	18000	120°	2 pcs

SKU: 558 | 4000K DAY WHITE

SKU: 559 | 6400K WHITE



120  
LUMENS/WATT

IP65  
RATING

USING  
**SAMSUNG**  
POWER SUPPLY

Optional  
DAYLIGHT SENSOR  
SKU - 1369

1-10V  
DIMMABLE



# LED HIGHBAY

## LED Highbays

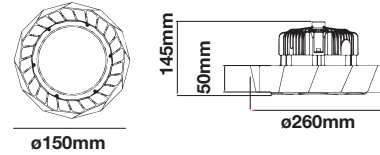
A new strong addition to V-TAC's PRO series are these LED high bays with Samsung drivers. With our latest in-branding program with Samsung, these highbays boasts of efficiency in every lumen with Samsung's cutting-edge drivers and IP-protected LED chip. With strong, IP65-rated diecast aluminum enclosing and unparalleled lighting performance, these LED highbays are sure to take the industrial lighting market by storm.

- 120 lm/w
- 30,000 hrs Lifespan
- AC:220-240V,50Hz
- PF: >0.9
- CRI:>80
- Die cast Aluminum

**5** YEAR  
WARRANTY\*

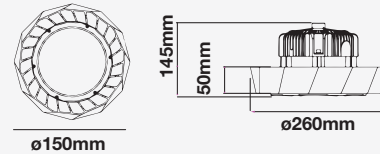
MODEL	WATTS	LUMENS	BEAM ANGLE	BOX QTY.
VT-9-108	100w	18000	120°	1 pcs

SKU: 575 | 4000K DAY WHITE  
 SKU: 576 | 6400K WHITE



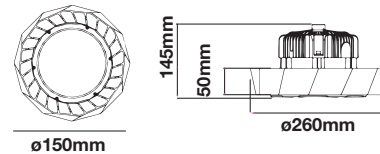
MODEL	WATTS	LUMENS	BEAM ANGLE	BOX QTY.
VT-9-103	100w	12000	120°	1 pcs

SKU: 577 | 4000K DAY WHITE  
 SKU: 578 | 6400K WHITE



MODEL	WATTS	LUMENS	BEAM ANGLE	BOX QTY.
VT-9-105	100w	12000	90°	1 pcs

SKU: 583 | 4000K DAY WHITE  
 SKU: 584 | 6400K WHITE



Programable Driver  
 SKU-582



Constant Current Driver




100w

**SAMSUNG**  
 POWER SUPPLY



Driver  
 SKU-579



## LED Highbays

This new range of IP44-LED high bays from V-TAC's PRO series delivers strong lighting for spacious areas that require intense lighting from high ceilings like manufacturing facilities and construction/development areas. Equipped with the advanced, IP-protected Samsung LED, it has exceptional performance without flickers and warm-up periods.

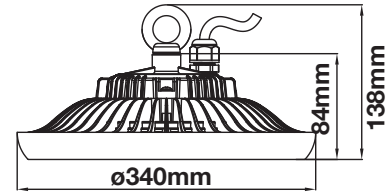
- **SMD LED Type**
- **30,000 hrs Lifespan**
- **AC:220-240V,50Hz**
- **PF: >0.9**
- **CRI:>80**
- **Die cast Aluminum**

**5** YEAR  
WARRANTY\*



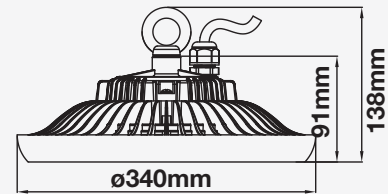
MODEL	WATTS	LUMENS	BEAM ANGLE	BOX QTY.
<b>VT-9-98</b>	<b>100w</b>	<b>8000</b>	<b>90°</b>	<b>4 pcs</b>

SKU: 556 | 4000K DAY WHITE  
 SKU: 557 | 6400K WHITE



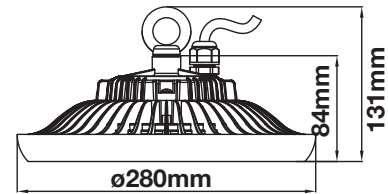
MODEL	WATTS	LUMENS	BEAM ANGLE	BOX QTY.
<b>VT-9-148</b>	<b>150w</b>	<b>12000</b>	<b>90°</b>	<b>2 pcs</b>

SKU: 552 | 4000K DAY WHITE  
 SKU: 553 | 6400K WHITE



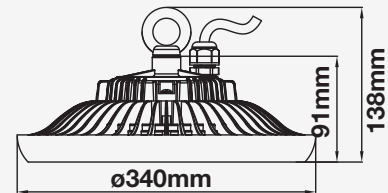
MODEL	WATTS	LUMENS	BEAM ANGLE	BOX QTY.
<b>VT-9-99</b>	<b>100w</b>	<b>8000</b>	<b>120°</b>	<b>4 pcs</b>

SKU: 554 | 4000K DAY WHITE  
 SKU: 555 | 6400K WHITE



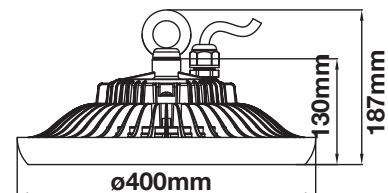
MODEL	WATTS	LUMENS	BEAM ANGLE	BOX QTY.
<b>VT-9-149</b>	<b>150w</b>	<b>12000</b>	<b>120°</b>	<b>2 pcs</b>

SKU: 550 | 4000K DAY WHITE  
 SKU: 551 | 6400K WHITE



MODEL	WATTS	LUMENS	BEAM ANGLE	BOX QTY.
<b>VT-9-200</b>	<b>200w</b>	<b>24000</b>	<b>120°</b>	<b>pcs</b>

SKU: 580 | 4000K DAY WHITE  
 SKU: 581 | 6400K WHITE





# LED HIGHBAYS

## LED Canopy

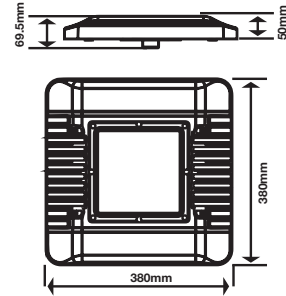
A specialized addition to V-TAC's current roster of innovative LED lighting solutions, the new LED canopy light with Samsung LED is precisely designed for petrol stations. It has a slim design that is suitable for recessed or surface-mounted installation. This canopy is aluminum-made, having a tough exterior made to withstand extreme temperature or UV conditions.

- Specially designed for gas stations
- Suitable for recessed or surface mounted installation
- Super slim design and nice looking, easier to install
- Instant start, no noise, no flickering.
- Heat and Shock Resistant.
- Reduce maintenance costs up to 90%, almost free of maintenance.
- Suit for both indoor and outdoor use.

**5** YEAR  
WARRANTY\*

MODEL	WATTS	LUMENS	BEAM ANGLE	BOX QTY.
VT-9-155	150w	18000	110°	2 pcs

SKU: 572 | 4000K DAY WHITE  
 SKU: 573 | 6400K WHITE





# LED STRIP LIGHTS

V-TAC's efficient LED strip lights is an effective solution to light up tight spaces, or in simply decorating your kitchen, bedroom, and even your garden. Applicable both for accent lighting or task lighting, these strip lights are easy to install, compatible with controls, and are available in standard color temperatures.

## APPLICATION

Recommended for bedrooms, kitchens, restaurants, bars, and other residential and commercial areas






## KEY FEATURES

- Easy installation
- Uses IP-protected LED chip from Samsung
- Available in 5m and 10m
- Exceptionally low power consumption

**IP** PROTECTED BY  
**SAMSUNG**



## LED Strip Lights

This range includes 15-watt dust and moisture-rated LED strip lights, equipped with IP-protected Samsung LED for an even further advanced and vivid performance. It also has our IP65 neon flex LED strip light that is specially designed for outdoor resistance. Available in 3000K Warm White, 4000K Day White, and 6400K White, we have the optimal range of low-energy consuming and easy-to-install strip lights with vibrant lighting.


- LED strip is a low Voltage flexible Ribbon available in 24v and 12V
- Flexible & easy installation
- Exceptionally low power consumption
- Multiple visual effects in unending colours and shades

**3** YEAR  
WARRANTY\*

MODEL	WATTS	LUMENS	VOLTAGE	BOX QTY.	SKU: 320   3000K WARM WHITE
VT-10-240	15w	1600	DC:24V	80 Packets	SKU: 321   4000K DAY WHITE SKU: 322   6400K WHITE



MODEL	WATTS	LUMENS	VOLTAGE	BOX QTY.	SKU: 323   3000K WARM WHITE
VT-5-120	12w	1200	DC:12V	80 Packets	SKU: 324   4000K DAY WHITE SKU: 325   6400K WHITE



ULTRA THIN  
 JUST 6MM

### WATERPROOF LED NEON FLEX

MODEL	WATTS	LUMENS	VOLTAGE	BOX QTY.	SKU: 326   3000K WARM WHITE
VT-55	10w	300	DC:12V	40 Packets	SKU:327   4000K DAY WHITE SKU:328   6400K WHITE





# LED DOWNLIGHTS

V-TAC's LED Bulkhead range is inclusive of IP65-rated 2D bulkheads made of state-of-the-art polycarbonate resins for a premium water and dustproof surface-mounted luminaire.

Each model has powerful combinations of two useful features: the emergency battery backup and the microwave sensor with 120°D detection angle. Together with the new elegant designs, this luminaire's highlight is its competitive outdoor effectiveness in efficiency and security.

## APPLICATION

Ideal for lighting applications in residential, commercial, and hospitality locations.







## KEY FEATURES

- Four-options available: 3-in-1 2D Bulkhead with Emergency Battery Back-up & Microwave Sensor, 2D Bulkhead with Emergency Battery Back-up only, 2D Bulkhead with Microwave Sensor only, and stand-alone 2D Bulkhead with 5-years warranty
- Built-in power eliminates the need for an external power supply
- IP65 and strong PC covers for durability
- 3-hour Emergency Operation Time
- Microwave sensors: up to 10m detection
- upto 30,000hr lifespan
- Fully compatible with daylight sensors
- Equipped with a green LED charging indicator
- Suitable for open areas constantly exposed to dust and moisture like parking lots, corridors, airports, and malls.

**IP** PROTECTED BY  
**SAMSUNG**

  
Microwave Sensor



Emergency   
Battery Backup

**3**<sub>IN</sub> Emergency   
Battery Backup  
  
Microwave Sensor

## 2D BULKHEAD

EMERGENCY  
BATTERY  
BACKUP 

  
MICROWAVE  
SENSOR

**31** IN   
EMERGENCY  
BATTERY  
BACKUP  
  
MICROWAVE SENSOR

  
IP65  
RATING



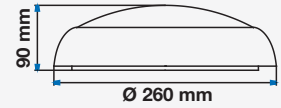
# LED DOME LIGHTS

## 2D Bulkhead

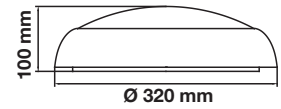
Our resilient IP65 LED bulkheads make a good choice for outdoor residential, business, and industrial areas that need constant lighting since they can withstand weather, dust, and vandalism.

- **AC:200-240V,50/60Hz**
- **PC Body type**
- **SMD LED Type**
- **20,000 hrs Lifespan**
- **AC:200-240V,50/60Hz**
- **PC Body type**
- **SMD LED Type**
- **20,000 hrs Lifespan**

MODEL	WATTS	LUMENS	BOX QTY.	SKU: 815   4000K DAY WHITE
VT-08	8w	720	10 pcs	



MODEL	WATTS	LUMENS	BOX QTY.	SKU: 801   4000K DAY WHITE SKU: 802   6400K WHITE
VT-15	15w	1400	10 pcs	



## Emergency Battery Backup

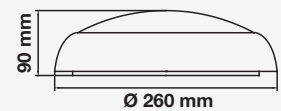
## Emergency Battery Backup

These IP65 LED bulkheads are equipped with Ni-Cad batteries that automatically charges while in use. These fixtures can operate up to three (3) hrs on emergency situations.

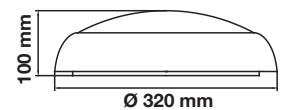
- **AC:200-240V,50/60Hz**
- **>1.2 Watts Emergency Standby Watts**
- **60mA Battery Charging Current**
- **200mA Battery Discharging Current**
- **Ni-CD AA, 7.2V 1.0Ah Battery Type**
- **Green LED Charging indicate**
- **Including battery protection circuit & inhibiting mode**
- **PC Body type**
- **>3 hrs Emergency Operation time**
- **SMD LED Type**
- **30,000 hrs Lifespan**

**3** YEAR  
WARRANTY\*

MODEL	WATTS	LUMENS	BOX QTY.	SKU: 816   4000K DAY WHITE
VT-11	10w	720	10 pcs	



MODEL	WATTS	LUMENS	BOX QTY.	SKU: 806   4000K DAY WHITE
VT-17	17w	1400	10 pcs	



## 2D Bulkhead with Sensor



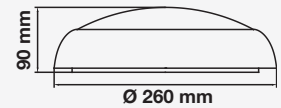
### Microwave Sensor

This range of LED bulkheads are recommended for purposes of increasing security in garages, walkways, and parking areas. With competitive detection range and dimmable functions, these bulkheads exhibit exceptional performance in outdoor security lighting.

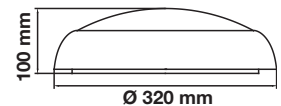
- **AC:200-240V,50/60Hz**
- **120° / 360° Detection Angle**
- **3m, 5m, 8m, 10m (optional) Detection Distance**
- **Max D10Mx4M Detection Range**
- **10S, 1min, 5min, 10min customized Hold Time**
- **Day, 10Lux, 30Lux, 50Lux optional Day light Sensor**
- **Yes, 0, 10%, 20%, 30% optional Dimmable Function**
- **0.5~3m/s Detection Motion Speed**
- **PC Body type**
- **>3 hrs Emergency Operation time**
- **SMD LED Type**
- **30,000 hrs Lifespan**

**5** YEAR  
**WARRANTY\***

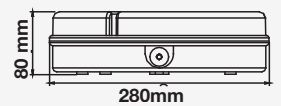
MODEL	WATTS	LUMENS	BOX QTY.	SKU: 818   4000K DAY WHITE
VT-09	10w	720	10 pcs	



MODEL	WATTS	LUMENS	BOX QTY.	SKU: 803   3000K WARM WHITE SKU: 804   4000K DAY WHITE SKU: 805   6400K WHITE
VT-16	15w	1400	10 pcs	



MODEL	WATTS	LUMENS	BOX QTY.	SKU:819   4000K DAY WHITE
VT-22	15w	1450l	10 pcs	





## 2D Bulkhead 3in1

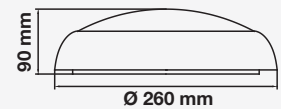
**31** Emergency Battery Backup  
**IN** Microwave Sensor

Our 3-in-1 LED bulkhead range is equipped with the complete package for a remarkable and reliable indoor/outdoor emergency and security lighting. With reliable Ni-Cad emergency battery back up, advanced microwave sensor, and optional dimmable functions, this range has impressive lighting abilities to make outdoor locations of residential, business, and industrial areas safer and easier to navigate.

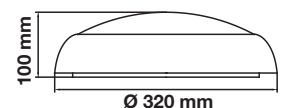
- **AC:200-240V,50/60Hz**
- **>1.2 Watts Emergency Standby Watts**
- **60mA Battery Charging Current**
- **200mA Battery Discharging Current**
- **Ni-CD AA, 7.2V 1.0Ah Battery Type**
- **Green LED Charging indicate**
- **Including battery protection circuit & inhibiting mode**
- **120° / 360° Detection Angle**
- **Yes, 0, 10%, 20%, 30% optional Dimmable Function**
- **0.5~3m/s Detection Motion Speed**
- **PC Body type**
- **>3 hrs Emergency Operation time**
- **SMD LED Type**
- **3m, 5m, 8m, 10m (optional) Detection Distance**
- **30,000 hrs Lifespan**

**3** YEAR  
**WARRANTY\***

MODEL	WATTS	LUMENS	BOX QTY.	SKU: 817   4000K DAY WHITE
VT-12	10w	720	10 pcs	

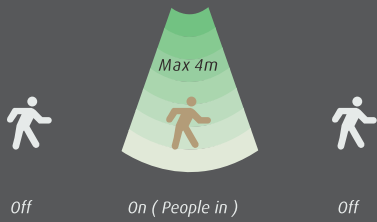


MODEL	WATTS	LUMENS	BOX QTY.	SKU: 812   4000K DAY WHITE
VT-19	15w	1400	10 pcs	



### Built in light sensor

(When light intensity is more than 10 lx, light keep off even though people in. Less than 10 lx, PIR Sensor works)



# CABINET LIGHT

## Cabinet Light

Enjoy the convenience of V-TAC's new LED cabinet lights with built-in PIR sensor. Ideal for wardrobes, bookshelves, drawers, and tool cabinets. Fully powered by batteries, designed for a neat installation.

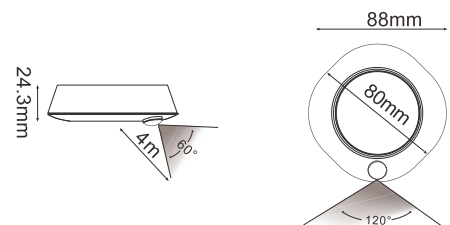
- Easily mount
- Automatic sensing
- Easy Power Supply, battery use instead of electric power supply, no need of power wires
- Ideal for wardrobes, bookcases, cupboards, drawer,

**5** YEAR WARRANTY\*

### VT-80

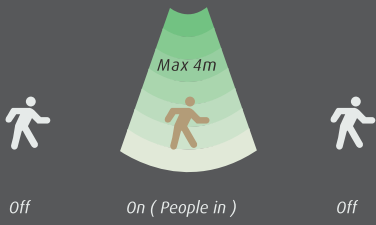
SKU: 813 | 4000K DAY WHITE

WATTS	LUMENS	BOX QTY.
1.5w	80	pcs



**Built in light sensor**

( When light intensity is more than 10 lx, light keep off even though people in. Less than 10 lx, PIR Sensor works)



# CABINET LIGHT

## Cabinet Light

Enjoy the convenience of V-TAC's new LED cabinet lights with built-in PIR sensor. Ideal for wardrobes, bookshelves, drawers, and tool cabinets. Fully powered by batteries, designed for a neat installation.

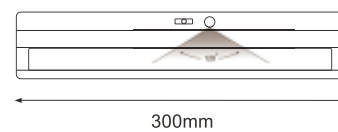
- Easily mount
- Automatic sensing
- Easy Power Supply, battery use instead of electric power supply, no need of power wires
- Ideal for wardrobes, bookcases, cupboards, drawer,

**5** YEAR WARRANTY\*

### VT-81

SKU: 814 | 4000K DAY WHITE

WATTS	LUMENS	BOX QTY.
1.5w	135	pcs





# LED LINEAR LIGHTS

V-TAC LED Linear Lights is an energy efficient, low maintenance alternative to traditional linear fluorescent in a variety of industrial, commercial and light assembly applications. It is the optimal solution for conventional lighting systems and also excellent for new installations due to its low installation cost.

## APPLICATION

Ideal for lighting applications in residential, commercial, and hospitality locations.








## KEY FEATURES

- Saves 80% energy
- No Ultraviolet or Infrared Rays
- Totally flexible, Compact & Adjustable design
- No Lead or Mercury content hence environment friendly
- Provides Uniform Radiance & Enhances appeal of any environment
- Continuous row modular system



**LINKABLE**  
UPTO 12 METERS TOGETHER

## LINEAR HANGING LIGHTS

Discover V-TAC's reliable 40w suspended linear lights with a staggering lifespan of 30,000 hours. Designed with excellent heat dissipation. Perfect replacement for traditional and inefficient linear lighting fixtures with the efficient LED provided by Samsung. Linear lights are offered in three colors variants Black, Silver and White.

- **30,000 hrs Lifespan**
- **120° Beam Angle**
- **AC:200-240V,50/60Hz**
- **Linkable with connectors**
- **Aluminum Body**

**5** YEAR  
**WARRANTY\***

### BLACK VT-7-40-B

SKU:374 | 4000K DAY WHITE  
SKU:600 | 6000K WHITE

### SILVER VT-7-40-S

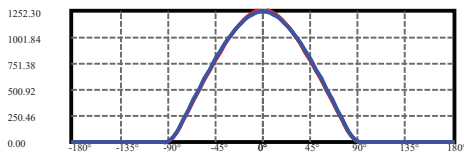
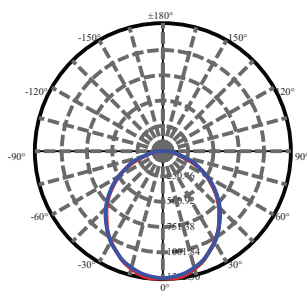
SKU:375 | 4000K DAY WHITE  
SKU:601 | 6000K WHITE

### WHITE VT-7-40-W

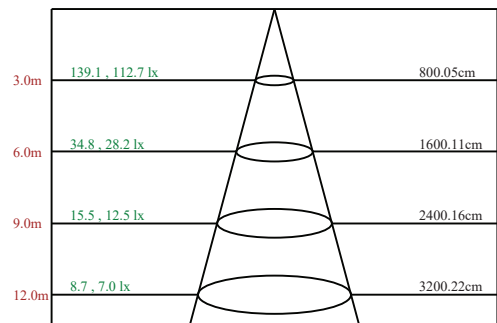
SKU:376 | 4000K DAY WHITE  
SKU:602 | 6000K WHITE

WATTS	LUMENS	SIZE
40w	4000	1200x35x67mm






C0(Max): —  
 C0/C180: —  
 C90/C270: —  
 Field angle(10%Imax):C0/180Left:79.2 Right:79.2  
 :C90/270Left:79.5 Right:79.5  
 Beam Angle(50%Imax):C0/180Left:53.4 Right:53.4  
 :C90/270Left:54.1 Right:54.1



Max , Ave Beam angle of C0plane106.26



**LINKABLE**  
UPTO 12 METERS TOGETHER

## LINEAR HANGING UP-DOWN LIGHTS

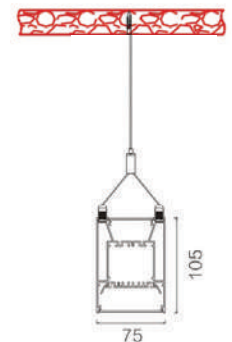
This modern range of suspended linear lights have up & down illumination for a more evenly distributed light that creates a subtle ambient yet sufficient lighting for any commercial lighting. Linear up & down lights are offered in three colors variants Black, Silver and White.


- **30,000 hrs Lifespan**
- **120° Beam Angle**
- **AC:200-240V,50/60Hz**
- **Aluminum Body**
- **Linkable with connectors**

**5** YEAR  
WARRANTY\*

**BLACK** VT-7-60-B | **SILVER** VT-7-60-S | **WHITE** VT-7-60-W  
SKU:379 | 4000K DAY WHITE | SKU:378 | 4000K DAY WHITE | SKU:377 | 4000K DAY WHITE

WATTS UP 20w | LUMENS UP 2000 | DOWN 4000 | SIZE 1200x75x105mm







**LINKABLE**  
UPTO 12 METERS TOGETTHER

# LINEAR HANGING LIGHTS

Discover V-TAC's reliable 40w suspended linear lights with a staggering lifespan of 30,000 hours. Designed with excellent heat dissipation. Perfect replacement for traditional and inefficient linear lighting fixtures with the efficient LED provided by Samsung. Linear lights are offered in three colors variants Black, Silver and White.

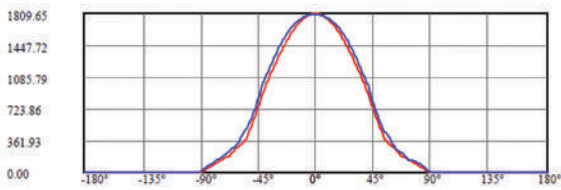
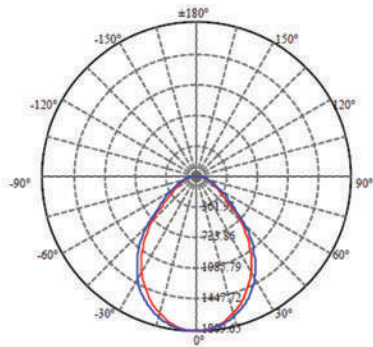
- **30,000 hrs Lifespan**
- **120° Beam Angle**
- **AC:200-240V,50/60Hz**
- **Linkable with connectors**
- **Aluminum Body**

**5** YEAR  
**WARRANTY\***

**SILVER**    **VT-7-43-S**    |    **WHITE**    **VT-7-43-W**  
SKU:384 | 4000K DAY WHITE    |    SKU:383 | 4000K DAY WHITE



WATTS	LUMENS	SIZE
<b>40w</b>	<b>3400</b>	<b>1200x50x65mm</b>



C0(Max): ———  
 C0/C180: ———  
 C90/C270: ———  
 Field angle(10%Imax):C0/180Left:67.5 Right:67.5  
 :C90/270Left:71.7 Right:70.2  
 Beam Angle(50%Imax):C0/180Left:40.6 Right:40.6  
 :C90/270Left:43.2 Right:42.7

1.0m	1809.6 , 1505.2 lx	171.18cm
2.0m	452.4 , 376.3 lx	342.36cm
3.0m	201.1 , 167.2 lx	513.54cm
4.0m	113.1 , 94.1 lx	684.72cm
5.0m	72.4 , 60.2 lx	855.90cm
6.0m	50.3 , 41.8 lx	1027.08cm
7.0m	36.9 , 30.7 lx	1198.27cm
8.0m	28.3 , 23.5 lx	1369.45cm

Max , Ave Beam angle of C0plane81.12



**LINKABLE**  
UPTO 12 METERS TOGETHER

## LED RECESSED LINEAR

Our new range of linear lights are also available for recessed installation, complete with necessary accessories for a seamless & continuous lighting system. Perfect replacement for traditional and inefficient linear lighting fixtures with the efficient LED provided by Samsung. Linear lights are offered in two colors variants Silver and White.

- **30,000 hrs Lifespan**
- **120° Beam Angle**
- **AC:200-240V,50/60Hz**
- **Linkable with connectors**
- **Aluminum Body**

**5** YEAR  
**WARRANTY\***

**SILVER**     **VT-7-41-S**

SKU:380 | 4000K DAY WHITE  
SKU:603 | 6000K WHITE

**WHITE**     **VT-7-41-W**

SKU:381 | 4000K DAY WHITE  
SKU:604 | 6000K WHITE

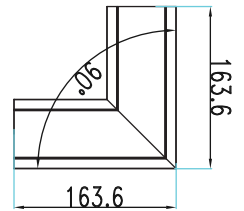
WATTS	LUMENS	SIZE
<b>40w</b>	<b>4000</b>	<b>1211x70x35mm</b>





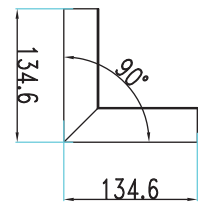
**8W**  
**VT-7-41-L**

SILVER: SKU:386 | 4000K DAY WHITE  
 WHITE: SKU:385 | 4000K DAY WHITE



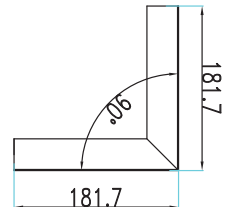
**10W**  
**VT-7-41-LN**

SILVER: SKU:388 | 4000K DAY WHITE  
 WHITE: SKU:387 | 4000K DAY WHITE



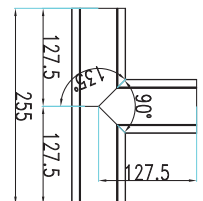
**12W**  
**VT-7-41-LW**

SILVER: SKU:390 | 4000K DAY WHITE  
 WHITE: SKU:389 | 4000K DAY WHITE



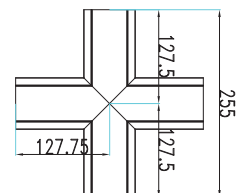
**14W**  
**VT-7-41-T**

SILVER: SKU:392 | 4000K DAY WHITE  
 WHITE: SKU:391 | 4000K DAY WHITE



**16W**  
**VT-7-41-X**

SILVER: SKU:394 | 4000K DAY WHITE  
 WHITE: SKU:393 | 4000K DAY WHITE





## LINKABLE

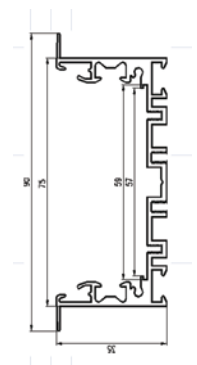
UPTO 12 METERS TOGETHER

# LED RECESSED LINEAR

Our new range of linear lights are also available for recessed installation, complete with necessary accessories for a seamless & continuous lighting system. Perfect replacement for traditional and inefficient linear lighting fixtures with the efficient LED provided by Samsung.

- **30,000 hrs Lifespan**
- **120° Beam Angle**
- **AC:200-240V,50/60Hz**
- **Linkable with connectors**
- **Aluminum Body**

**5** YEAR  
**WARRANTY\***



**WHITE VT-7-42-W**

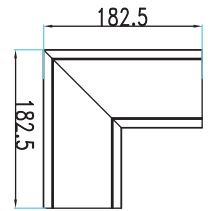
SKU:382 | 4000K DAY WHITE

WATTS	LUMENS	SIZE
40w	4000	1211x90x35mm



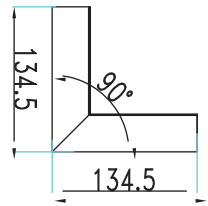
**10W**  
**VT-7-42-L**

: SKU:395 | 4000K DAY WHITE



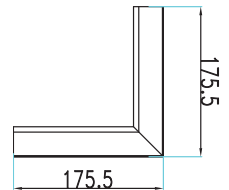
**10W**  
**VT-7-42-LN**

: SKU:396 | 4000K DAY WHITE



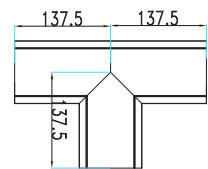
**12W**  
**VT-7-42-LW**

: SKU:397 | 4000K DAY WHITE



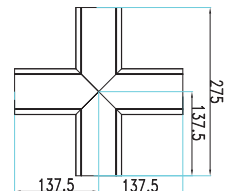
**14W**  
**VT-7-42-T**

: SKU:398 | 4000K DAY WHITE



**16W**  
**VT-7-42-X**

: SKU:399 | 4000K DAY WHITE





V-TAC PERFORMANCE  
**160**  
 LUMENS/WATT

**PRO** series

MODEL	WATTS	CRI	LUMENS	PF	SIZE
VT-4551D	50w	>80	8000	>0.9	1500mm

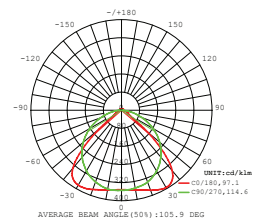
LINEAR MASTER TRUNKING  
 SKU: 1360 | 4000K Day White



90° LENS



DIMMABLE



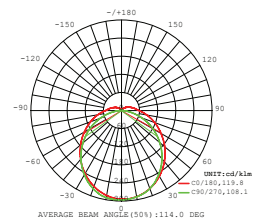
LINEAR MASTER TRUNKING  
 SKU: 1361 | 4000K Day White



120° LENS



DIMMABLE



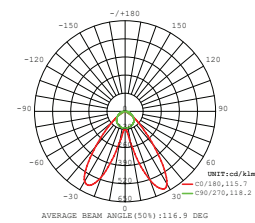
LINEAR MASTER TRUNKING  
 SKU: 1362 | 4000K Day White




DOUBLE ASYMMETRIC  
 LENS



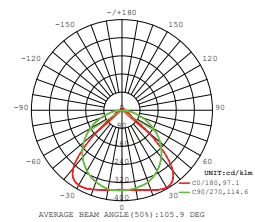
DIMMABLE



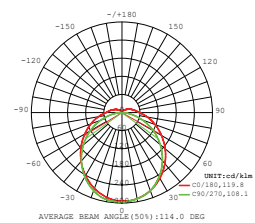


MODEL	WATTS	CRI	LUMENS	PF	SIZE
VT-4550D	50w	>80	8000	>0.9	1500mm

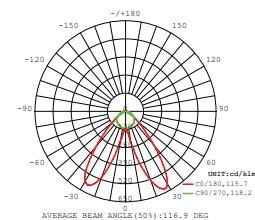
LINEAR FOLLOW TRUNKING  
SKU: 1363 | 4000K Day White



LINEAR FOLLOW TRUNKING  
SKU: 1364 | 4000K Day White



LINEAR FOLLOW TRUNKING  
SKU: 1365 | 4000K Day White



## ACCESSORIES FOR LINER TRUNKING



LINEAR TRACK MODULE

SKU : 1382

---



END CAP-LINEAR LIGHT ACCESSORY

SKU : 1366

---



SUSPENDED CORD-LINEAR LIGHT ACCESSORY

SKU : 1367

---



8 WIRE-FEED IN MALE CONNECTOR-LINEAR

SKU : 1368

---



L NODE CONNECTOR-LINEAR ACCESSORY

SKU : 1383

---



T NODE CONNECTOR-LINEAR ACCESSORY

SKU : 1384

---



X NODE CONNECTOR-LINEAR ACCESSORY

SKU : 1385

---



S LINE-FOLLOW TRUNKING RAIL

SKU : 1451

---



S LINE-PC BLANK COVER

SKU : 1452

---



## LED LINEAR LIGHTS

[www.v-tac.eu](http://www.v-tac.eu) | [www.vtacexports.com](http://www.vtacexports.com)



# LED TRACK LIGHTS

Color has a massive influence on purchasing decisions. V-TAC's new generation of innovative 4-Line LED Track Lights are the premiere choice for retail lighting since Samsung's COB solution are optimized for this purpose. The >90 CRI rating of these track lights provide vivid colors, highly enhancing any product's appeal to consumers. Single and 4-Line track lights are included in this new generation of track lights from V-TAC.

## APPLICATION

Ideal for lighting applications in residential, commercial, and hospitality locations.







## KEY FEATURES

- Saves 80% energy
- No Ultraviolet or Infrared Rays
- Totally flexible, Compact & Adjustable design
- No Lead or Mercury content hence environment friendly
- Provides Uniform Radiance & Enhances appeal of any environment.
- Enhances measurable levels of performance as compared to older versions of high wattage halogen & HID light sources in retail & Commercial Lighting applications.

## LED TRACKLIGHTS

### 4 Line Tracklights-Black Body

**5** YEAR  
**WARRANTY\***

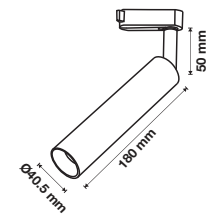
A complete range of durable 7w to 20w 4-line LED track lights with aluminum body equipped with IP-protected LEDs by Samsung. These COB LEDs are also renowned for its high-CRI rating, perfect for retail lighting. Available in a stylish, ebony black finish.

- **COB LED Type**
- **30,000 hrs Lifespan**
- **24° Beam Angle**
- **AC:220-240V,50Hz**
- **High CRI of > 90**
- **Aluminum Body**



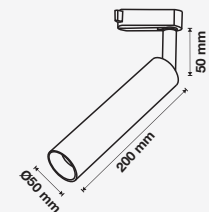
MODEL	WATTS	LUMENS	PF	CRI	BOX QTY.	BEAM ANGLE
<b>VT-407-B</b>	<b>7w</b>	<b>420</b>	<b>&gt;0.5</b>	<b>&gt;90</b>	<b>40 pcs</b>	<b>24°</b>

SKU: 353 | 3000K WARM WHITE  
 SKU: 354 | 4000K DAY WHITE  
 SKU: 355 | 5000K WHITE



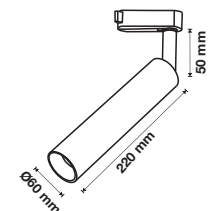
MODEL	WATTS	LUMENS	PF	CRI	BOX QTY.	BEAM ANGLE
<b>VT-415-B</b>	<b>15w</b>	<b>1050</b>	<b>&gt;0.5</b>	<b>&gt;90</b>	<b>40 pcs</b>	<b>24°</b>

SKU: 359 | 3000K WARM WHITE  
 SKU: 360 | 4000K DAY WHITE  
 SKU: 361 | 5000K WHITE



MODEL	WATTS	LUMENS	PF	CRI	BOX QTY.	BEAM ANGLE
<b>VT-420-B</b>	<b>20w</b>	<b>1400</b>	<b>&gt;0.9</b>	<b>&gt;90</b>	<b>40 pcs</b>	<b>24°</b>

SKU: 365 | 3000K WARM WHITE  
 SKU: 366 | 4000K DAY WHITE  
 SKU: 367 | 5000K WHITE



## LED TRACKLIGHTS

### 4 Line Tracklights-White Body

**5** YEAR  
**WARRANTY\***

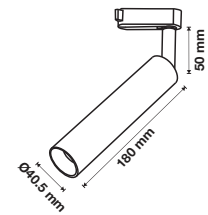
A complete range of durable 7w to 20w 4-line LED track lights with aluminum body equipped with IP-protected LEDs by Samsung. These COB LEDs are also renowned for its high-CRI rating, perfect for retail lighting. Available in a stylish, clean white finish.



- **COB LED Type**
- **30,000 hrs Lifespan**
- **24° Beam Angle**
- **AC:220-240V,50Hz**
- **High CRI of > 90**
- **Aluminum Body**

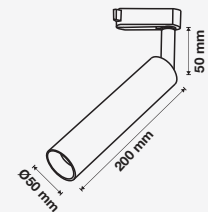
MODEL	WATTS	LUMENS	PF	CRI	BOX QTY.	BEAM ANGLE
VT-407-W	7w	490	>0.5	>90	40 pcs	24°

SKU: 350 | 3000K WARM WHITE  
 SKU: 351 | 4000K DAY WHITE  
 SKU: 352 | 5000K WHITE



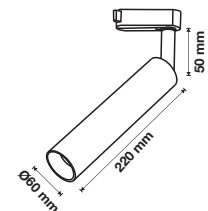
MODEL	WATTS	LUMENS	PF	CRI	BOX QTY.	BEAM ANGLE
VT-415-W	15w	1200	>0.5	>90	40 pcs	24°

SKU: 356 | 3000K WARM WHITE  
 SKU: 357 | 4000K DAY WHITE  
 SKU: 358 | 5000K WHITE



MODEL	WATTS	LUMENS	PF	CRI	BOX QTY.	BEAM ANGLE
VT-420-W	20w	1600	>0.9	>90	40 pcs	24°

SKU: 362 | 3000K WARM WHITE  
 SKU: 363 | 4000K DAY WHITE  
 SKU: 364 | 5000K WHITE



## LED TRACKLIGHTS

### LED Shutter Tracklights

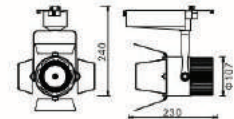
These durable 4-line LED track lights are made with aluminum and equipped with IP-protected LEDs by Samsung for maximum efficiency. These COB LEDs are also renowned for its high-CRI rating, perfect for retail lighting. Available in white and black body.

- **COB LED Type**
- **30,000 hrs Lifespan**
- **24°-60° Adjustable**
- **AC:220-240V,50Hz**
- **High CRI of > 90**
- **Aluminum Body**



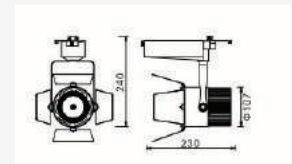
MODEL	WATTS	LUMENS	PF	CRI	BOX QTY.	BEAM ANGLE
<b>VT-433-B</b>	<b>33w</b>	<b>2640</b>	<b>&gt;0.9</b>	<b>&gt;90</b>	<b>8 pcs</b>	<b>24°-60° Adjustable</b>

SKU: 371 | 3000K WARM WHITE  
 SKU: 372 | 4000K DAY WHITE  
 SKU: 373 | 5000K WHITE



MODEL	WATTS	LUMENS	PF	CRI	BOX QTY.	BEAM ANGLE
<b>VT-433-W</b>	<b>33w</b>	<b>2640</b>	<b>&gt;0.9</b>	<b>&gt;90</b>	<b>8 pcs</b>	<b>24°-60° Adjustable</b>

SKU: 368 | 3000K WARM WHITE  
 SKU: 369 | 4000K DAY WHITE  
 SKU: 370 | 5000K WHITE





## LED LINEAR LIGHTS

[www.v-tac.eu](http://www.v-tac.eu) | [www.vtacexports.com](http://www.vtacexports.com)



## LED SPOT LIGHTS

Our new range of LED spotlights with Samsung LEDs is your leading choice for efficient directional lighting solutions. This new range is perfectly compatible with existing GU10 holders. They deliver the same warm light as halogen spots while exhibiting the energy-saving benefits that LEDs provide. Ideal for retail and residential lighting.

## APPLICATION

Ideal for lighting applications in residential, commercial, and hospitality locations.

**V-TAC**<sup>®</sup>  
INNOVATIVE LED LIGHTING

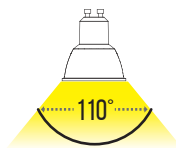




## KEY FEATURES

- Classic halogen-like design with up to 80% power savings
- Uses IP-protected Samsung LED chip
- Compatibility ensured: available in all existing spotlight holders
- Optional beam angles: ranging from 38°D to 300°D
- Set the right tone: dimmable options available

**IP** PROTECTED BY  
**SAMSUNG**



## LED SPOTLIGHTS

### LED Capsules Lights

Our newly improved range of capsule lights are the ideal choice for replacing Halogen counterparts. Now equipped with IP-protected Samsung LED chip for maximum efficiency.

- 30,000-hr lifespan
- DC: 12V for G4
- AC: 220-240V, 50Hz for G9
- CRI: >80

**5** YEAR  
**WARRANTY\***



G4



G4



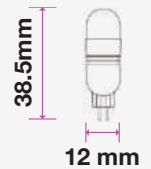
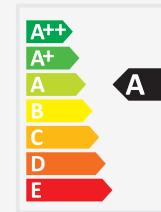
G9



G9

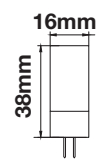
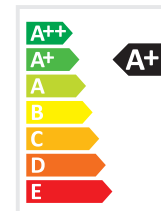
MODEL	WATTS	EQ.WATTS	LUMENS	BASE	BOX QTY.
<b>VT-201</b>	<b>1.5w</b>	<b>10w</b>	<b>100</b>	<b>G4</b>	<b>400 pcs</b>

SKU: 240 | 3000K WARM WHITE  
 SKU: 241 | 4000K DAY WHITE  
 SKU: 242 | 6400K WHITE



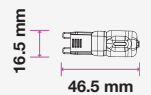
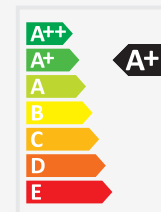
MODEL	WATTS	EQ.WATTS	LUMENS	BASE	BOX QTY.
<b>VT-234</b>	<b>3.2w</b>	<b>30w</b>	<b>385</b>	<b>G4</b>	<b>pcs</b>

SKU: 131 | 3000K WARM WHITE  
 SKU: 132 | 4000K DAY WHITE  
 SKU: 133 | 6400K WHITE



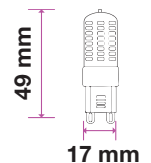
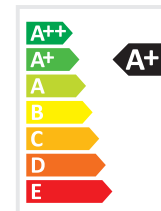
MODEL	WATTS	EQ.WATTS	LUMENS	BASE	BOX QTY.
<b>VT-203</b>	<b>2.5w</b>	<b>20w</b>	<b>200</b>	<b>G9</b>	<b>500 pcs</b>

SKU: 243 | 3000K WARM WHITE  
 SKU: 244 | 4000K DAY WHITE  
 SKU: 245 | 6400K WHITE



MODEL	WATTS	EQ.WATTS	LUMENS	BASE	BOX QTY.
<b>VT-204</b>	<b>3w</b>	<b>25w</b>	<b>300</b>	<b>G9</b>	<b>500 pcs</b>

SKU: 246 | 3000K WARM WHITE  
 SKU: 247 | 4000K DAY WHITE  
 SKU: 248 | 6400K WHITE





## LED SPOTLIGHTS

### LED GU10 Lights

Achieve a warm soft glow in any room with our improved range of GU10 spotlights with 30,000-hr lamp life. The best professional choice to highlight your highlights – these energy-saving spotlights are compatible with existing GU10 holders while giving the classic warm light that a conventional halogen spot provides.

- Clear and frost cover options
- Available in 38°D or 110°D beam angle
- Uses IP-protected Samsung LED chip
- Dimmable options available
- 30,000-hr lifespan

**5** YEAR  
WARRANTY\*



GU10

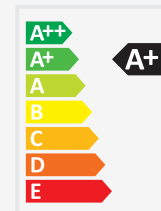


GU10

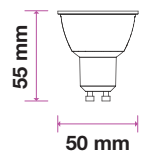
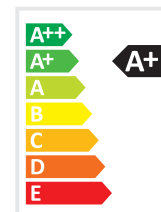


GU10

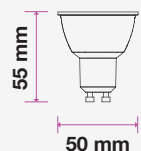
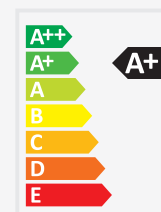
MODEL	WATTS	EQ.WATTS	LUMENS	BASE	BOX QTY.
VT-205	5w	35w	400	GU10	200 pcs
SKU: 201	3000K WARM WHITE				
SKU: 202	4000K DAY WHITE				
SKU: 203	6400K WHITE				



MODEL	WATTS	EQ.WATTS	LUMENS	BASE	BOX QTY.
VT-275	5w	40w	380	GU10	192 pcs
SKU: 108	3000K WARM WHITE				



MODEL	WATTS	EQ.WATTS	LUMENS	BASE	BOX QTY.
VT-275D	5w	35w	380	GU10	192 pcs
SKU: 109	3000K WARM WHITE				



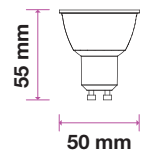
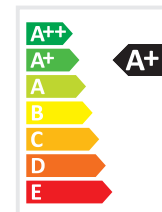
LED SPOTLIGHTS  
 LED GU10 Lights

**5** YEAR  
 WARRANTY\*

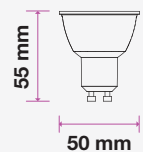
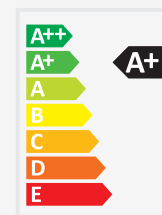


GU10

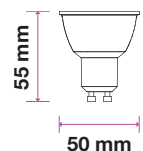
MODEL	WATTS	EQ.WATTS	LUMENS	BASE	BOX QTY.
<b>VT-247</b>	<b>6.5w</b>	<b>60w</b>	<b>480</b>	<b>GU10</b>	<b>200 pcs</b>
SKU: 192	3000K WARM WHITE				
SKU: 193	4000K DAY WHITE				
SKU: 194	6400K WHITE				



MODEL	WATTS	EQ.WATTS	LUMENS	BASE	BOX QTY.
<b>VT-247D</b>	<b>6.5w</b>	<b>55w</b>	<b>450</b>	<b>GU10</b>	<b>200 pcs</b>
SKU: 198	3000K WARM WHITE				
SKU: 199	4000K DAY WHITE				
SKU: 200	6400K WHITE				



MODEL	WATTS	EQ.WATTS	LUMENS	BASE	BOX QTY.
<b>VT-227D</b>	<b>6.5w</b>	<b>35w</b>	<b>450</b>	<b>GU10</b>	<b>200 pcs</b>
SKU: 195	3000K WARM WHITE				
SKU: 196	4000K DAY WHITE				
SKU: 197	6400K WHITE				



LED SPOTLIGHTS  
 MR16 | GU10

**5** YEAR  
 WARRANTY\*

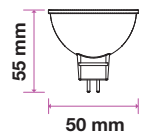
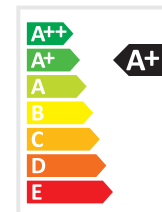


GU5.3

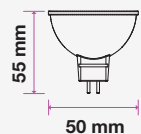
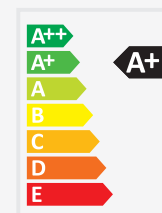


GU10

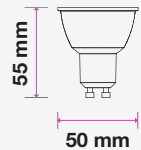
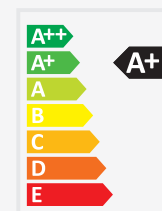
MODEL	WATTS	EQ.WATTS	LUMENS	BASE	BOX QTY.
<b>VT-257</b>	<b>6.5w</b>	<b>55w</b>	<b>450</b>	<b>GU5.3</b>	<b>200 pcs</b>
SKU: 204	3000K WARM WHITE				
SKU: 205	4000K DAY WHITE				
SKU: 206	6400K WHITE				



MODEL	WATTS	EQ.WATTS	LUMENS	BASE	BOX QTY.
<b>VT-267</b>	<b>6.5w</b>	<b>40w</b>	<b>450</b>	<b>GU5.3</b>	<b>200 pcs</b>
SKU: 207	3000K WARM WHITE				
SKU: 208	4000K DAY WHITE				
SKU: 209	6400K WHITE				



MODEL	WATTS	EQ.WATTS	LUMENS	BASE	BOX QTY.
<b>VT-277</b>	<b>7w</b>	<b>65w</b>	<b>480</b>	<b>GU10</b>	<b>200 pcs</b>
SKU: 165	3000K WARM WHITE				
SKU: 166	4000K DAY WHITE				
SKU: 167	6400K WHITE				





## LED BULBS

Find the right bulb in V-TAC's newly improved range of LED bulbs. With our recent in-branding program with Samsung, all LED chips used in the PRO Series lamp range are IP-protected, shielding it from any dust or moisture that may compromise its performance.

From aesthetically-pleasing filament bulbs to our extensive options of 360°D omnidirectional thermoplastic bulbs in all sizes, watts, and lumens, we have a complete range to replace 60w to 150w traditional lamps for your home, office, or business.

## APPLICATION

General lighting in residential, commercial, and industrial areas





## KEY FEATURES

- Includes Amber & Clear Filament Bulbs, High-Lumen Bulbs, Thermoplastic Bulbs, Reflector Bulbs, PAR Bulbs, Big Bulbs, and B22s.
- Uses IP-protected Samsung LED chip
- Lightweight yet durable body: made of Aluminum + ASA plastic
- Designed with optimal thermal management
- 80% lower power consumption
- Dimmable options available
- 30,000-hr lifespan: remarkable performance than conventional and other LED lamps

**IP** PROTECTED BY  
**SAMSUNG**



## LED AMBER FILAMENT

### A60

V-TAC's decorative Amber Filament Lamp range is devised with the latest technology to provide the warm look and feel of conventional filament bulbs.

- 20,000 hrs Lifespan
- 300° Beam Angle
- AC:220-240V,50Hz
- CRI: >80

**5** YEAR  
**WARRANTY\***

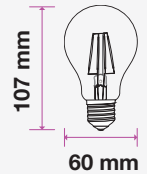
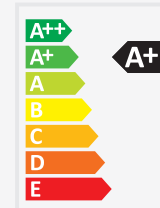


A60 | E27

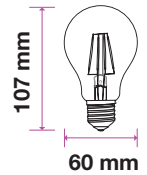



A60 | B22

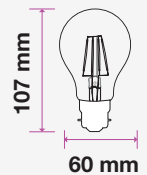
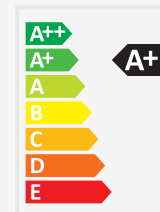
MODEL	WATTS	EQ.WATTS	LUMENS	BASE	SHAPE	BOX QTY.
VT-214	4w	30w	350	E27	A60	50 pcs
SKU: 282   2200K WARM WHITE						



MODEL	WATTS	EQ.WATTS	LUMENS	BASE	SHAPE	BOX QTY.
VT-266	6w	55w	725	E27	A60	50 pcs
SKU: 286   2200K WARM WHITE						



MODEL	WATTS	EQ.WATTS	LUMENS	BASE	SHAPE	BOX QTY.
VT-228	4w	35w	350	B22	A60	96 pcs
SKU:107   2200K WARM WHITE						



## LED AMBER FILAMENT

### G95 | G125 | ST64

V-TAC's decorative Amber Filament Lamp range is devised with the latest technology to provide the warm look and feel of conventional filament bulbs.

- 20,000 hrs Lifespan
- 300° Beam Angle
- AC:220-240V,50Hz
- CRI: >80

**5** YEAR  
**WARRANTY\***



G95

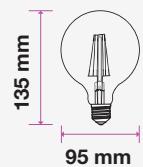
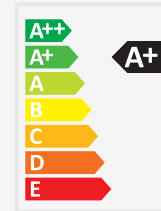


G125

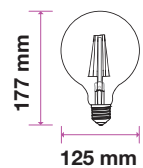
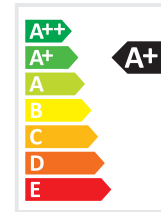


ST64

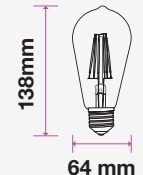
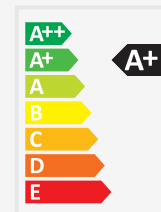
MODEL	WATTS	EQ.WATTS	LUMENS	BASE	SHAPE	BOX QTY.
VT-296	6w	55w	725	E27	G95	20 pcs
SKU: 293   2200K WARM WHITE						



MODEL	WATTS	EQ.WATTS	LUMENS	BASE	SHAPE	BOX QTY.
VT-297	6w	55w	725	E27	G125	20 pcs
SKU: 291   2200K WARM WHITE						



MODEL	WATTS	EQ.WATTS	LUMENS	BASE	SHAPE	BOX QTY.
VT-276	6w	55w	725	E27	ST64	50 pcs
SKU: 290   2200K WARM WHITE						



## LED CLEAR FILAMENT

### A60

V-TAC's decorative and efficient LED filament range also comes in an elegant, clear glass body for a classic vintage design in A60, candle, and globe shapes that can replace 35 to 60-watt traditional filament bulbs.

- Uses IP-protected Samsung LED chip
- 20,000 hrs Lifespan
- 300° Beam Angle
- AC:220-240V,50Hz
- CRI: >80

**5** YEAR  
**WARRANTY\***



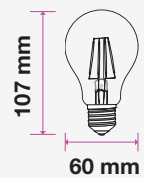
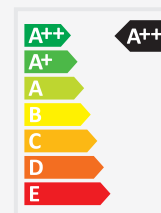
A60 | E27



A60 | B22

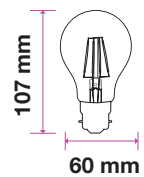
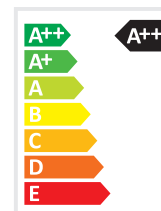
MODEL	WATTS	EQ.WATTS	LUMENS	BASE	SHAPE	BOX QTY.
VT-256	6w	60w	806	E27	A60	50 pcs

SKU: 287 | 2700K WARM WHITE



MODEL	WATTS	EQ.WATTS	LUMENS	BASE	SHAPE	BOX QTY.
VT-208	4w	40w	400	B22	A60	96 pcs

SKU: 106 | 3000K WARM WHITE





# LED CLEAR FILAMENT

## Candle



Candle | B22



Candle | E14



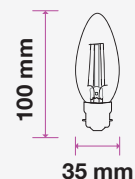
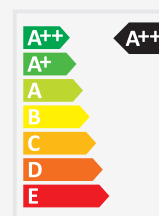
Twist Candle



Flame Candle

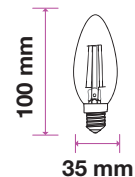
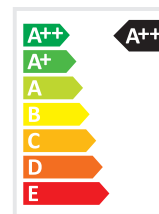
MODEL	WATTS	EQ.WATTS	LUMENS	BASE	SHAPE	BOX QTY.
VT-222	4w	40w	400	B22	Candle	192 pcs

SKU: 105 | 3000K WARM WHITE



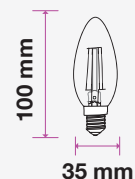
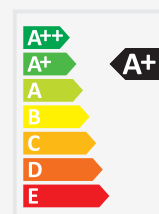
MODEL	WATTS	EQ.WATTS	LUMENS	BASE	SHAPE	BOX QTY.
VT-254	4w	35w	400	E14	Candle	100 pcs

SKU: 272 | 2700K WARM WHITE



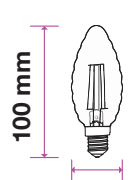
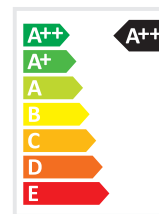
MODEL	WATTS	EQ.WATTS	LUMENS	BASE	SHAPE	BOX QTY.
VT-254D	4w	30w	350	E14	Candle	100 pcs

SKU: 278 | 2700K WARM WHITE



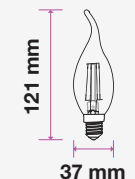
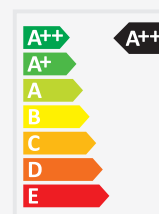
MODEL	WATTS	EQ.WATTS	LUMENS	BASE	SHAPE	BOX QTY.
VT-274	4w	35w	400	E14	Candle	100 pcs

SKU: 279 | 2700K WARM WHITE



MODEL	WATTS	EQ.WATTS	LUMENS	BASE	SHAPE	BOX QTY.
VT-264	4w	35w	400	E14	Candle	100 pcs

SKU: 275 | 2700K WARM WHITE



## LED BULBS

LED CLEAR FILAMENT  
 Candle | G45 | G95 | G125

**5** YEAR  
 WARRANTY\*



Candle



G45



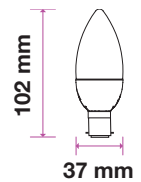
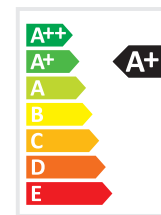
G95



G125

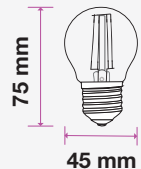
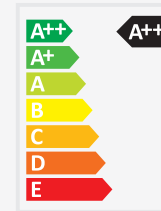
MODEL	WATTS	EQ.WATTS	LUMENS	BASE	BOX QTY.
VT-284D	4w	30w	350	B15	100 pcs

SKU: 862 | 3000K WARM WHITE



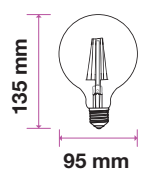
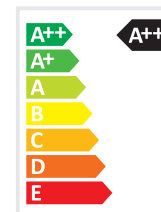
MODEL	WATTS	EQ.WATTS	LUMENS	BASE	SHAPE	BOX QTY.
VT-244	4w	35w	400	E27	G45	100 pcs

SKU: 280 | 2700K WARM WHITE



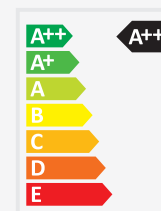
MODEL	WATTS	EQ.WATTS	LUMENS	BASE	SHAPE	BOX QTY.
VT-286	6w	60w	806	E27	G95	20 pcs

SKU: 294 | 2700K WARM WHITE



MODEL	WATTS	EQ.WATTS	LUMENS	BASE	SHAPE	BOX QTY.
VT-287	6w	60w	806	E27	G125	20 pcs

SKU: 292 | 2700K WARM WHITE





## LED BULBS

[www.v-tac.eu](http://www.v-tac.eu) | [www.vtacexports.com](http://www.vtacexports.com)

103

\*Suitable for 10-12 hours daily, usage of the product for 24 hours a day would void warranty

## HIGH LUMEN BULBS

### C37 | G45 | P45

Available in warm to bright color temperatures, this high-lumen range includes candelabra-style C37 lamps, 45mm diameter spheroid/ping pong G45 bulbs, and 45mm pear-shaped bulbs for a complete selection of lamps to meet a desired combination for mood and task lighting in residential and commercial spaces.

- **A++ energy rating**
- **120 lm/w**
- **30,000-hr lifespan**
- **200° Beam Angle**
- **AC:220-240V,50Hz**
- **CRI: >80**

**5** YEAR  
**WARRANTY\***



C37

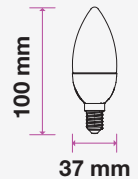
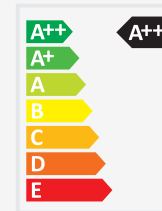


G45

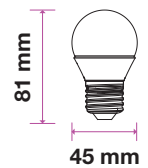
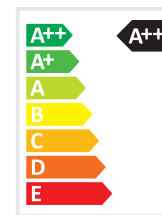


P45

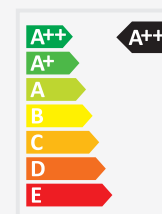
MODEL	WATTS	EQ.WATTS	LUMENS	BASE	SHAPE	BOX QTY.
<b>VT-255</b>	<b>4.5w</b>	<b>40w</b>	<b>470</b>	<b>E14</b>	<b>Candle</b>	<b>200 pcs</b>
SKU: 258   3000K WARM WHITE SKU: 259   4000K DAY WHITE SKU: 260   6400K WHITE						



MODEL	WATTS	EQ.WATTS	LUMENS	BASE	SHAPE	BOX QTY.
<b>VT-245</b>	<b>4.5w</b>	<b>40w</b>	<b>470</b>	<b>E27</b>	<b>G45</b>	<b>200 pcs</b>
SKU: 261   3000K WARM WHITE SKU: 262   4000K DAY WHITE SKU: 263   6400K WHITE						



MODEL	WATTS	EQ.WATTS	LUMENS	BASE	SHAPE	BOX QTY.
<b>VT-225</b>	<b>4.5w</b>	<b>40w</b>	<b>470</b>	<b>E14</b>	<b>P45</b>	<b>200 pcs</b>
SKU: 264   3000K WARM WHITE SKU: 265   4000K DAY WHITE SKU: 266   6400K WHITE						



## HIGH LUMEN BULBS

### A60 | A65

Adequate light at an optimal cost – equipped with Samsung LED chip, V-TAC's complete range of high-lumen LED lamps includes a vast array of general-purpose lighting solutions with the efficiency of LED lighting technology. Better design, quality, and performance; truly a modern take on traditional lamps.

- **A++ energy rating**
- **120 lm/w**
- **30,000-hr lifespan**
- **200° Beam Angle**
- **AC:220-240V,50Hz**
- **CRI: >80**

**5** YEAR  
WARRANTY\*

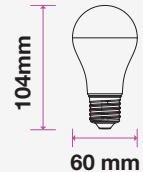
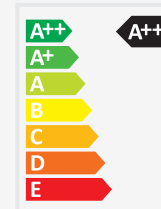


A60

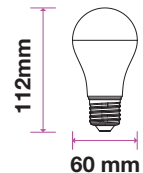
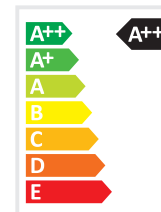


A65

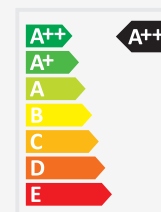
MODEL	WATTS	EQ.WATTS	LUMENS	BASE	SHAPE	BOX QTY.
<b>VT-265</b>	<b>6.5w</b>	<b>60w</b>	<b>806</b>	<b>E27</b>	<b>A60</b>	<b>100 pcs</b>
SKU: 255	3000K WARM WHITE					
SKU: 256	4000K DAY WHITE					
SKU: 257	6400K WHITE					



MODEL	WATTS	EQ.WATTS	LUMENS	BASE	SHAPE	BOX QTY.
<b>VT-285</b>	<b>8.5w</b>	<b>75w</b>	<b>1055</b>	<b>E27</b>	<b>A60</b>	<b>100 pcs</b>
SKU: 252	3000K WARM WHITE					
SKU: 253	4000K DAY WHITE					
SKU: 254	6400K WHITE					



MODEL	WATTS	EQ.WATTS	LUMENS	BASE	SHAPE	BOX QTY.
<b>VT-295</b>	<b>12w</b>	<b>100w</b>	<b>1521</b>	<b>E27</b>	<b>A65</b>	<b>100 pcs</b>
SKU: 249	3000K WARM WHITE					
SKU: 250	4000K DAY WHITE					
SKU: 251	6400K WHITE					



## LED PLASTIC BULBS

### ST26 | T37

A decorative and efficient range of Candle, G45, P45, lamps for intricate light fittings in wall lamps, chandeliers and table lamps. This new generation of LED plastic bulbs includes our 9w to 18w A58, A65, and A80 lamps which are ideal for general purpose lighting at residential, commercial, and industrial areas.

- **ST26, T37, C37, and G45 shapes available**
- **Uses IP-protected Samsung LED chip**
- **Standard color temperatures**
- **30,000-hr lifespan**
- **200° Beam Angle**
- **AC:220-240V,50Hz**
- **CRI: >80**

**5** YEAR  
**WARRANTY\***



ST26

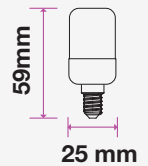
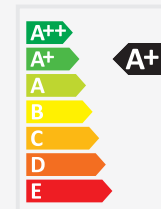


T37

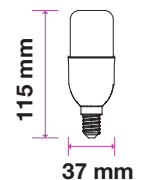
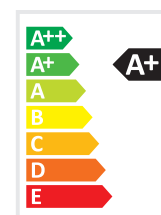


T37

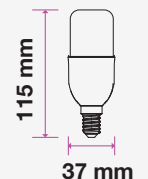
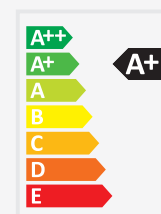
MODEL	WATTS	EQ.WATTS	LUMENS	BASE	SHAPE	BOX QTY.
<b>VT-202</b>	<b>2w</b>	<b>20w</b>	<b>180</b>	<b>E14</b>	<b>ST26</b>	<b>400 pcs</b>
SKU: 234	3000K WARM WHITE					
SKU: 235	4000K DAY WHITE					
SKU: 236	6400K WHITE					



MODEL	WATTS	EQ.WATTS	LUMENS	BASE	SHAPE	BOX QTY.
<b>VT-248</b>	<b>8w</b>	<b>55w</b>	<b>725</b>	<b>E14</b>	<b>T37</b>	<b>200 pcs</b>
SKU: 267	3000K WARM WHITE					
SKU: 268	4000K DAY WHITE					
SKU: 269	6400K WHITE					



MODEL	WATTS	EQ.WATTS	LUMENS	BASE	SHAPE	BOX QTY.
<b>VT-237</b>	<b>8w</b>	<b>55w</b>	<b>725</b>	<b>E27</b>	<b>T37</b>	<b>200 pcs</b>
SKU: 144	3000K WARM WHITE					
SKU: 145	4000K DAY WHITE					
SKU: 146	6400K WHITE					



# LED PLASTIC BULBS

## Candle C37

**5** YEAR WARRANTY\*



Candle | E14



Candle | B22

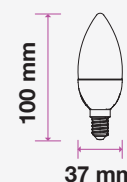
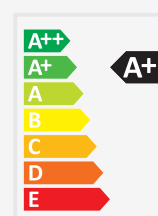


Flame Candle

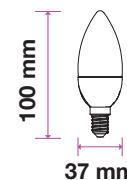
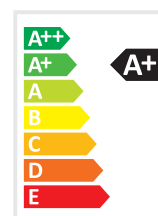


Candle | E14

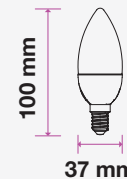
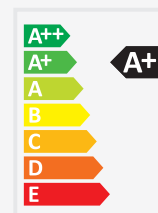
MODEL	WATTS	EQ.WATTS	LUMENS	BASE	SHAPE	BOX QTY.
<b>VT-226</b>	<b>5.5w</b>	<b>40w</b>	<b>470</b>	<b>E14</b>	<b>Candle</b>	<b>200 pcs</b>
SKU: 171   3000K WARM WHITE SKU: 172   4000K DAY WHITE SKU: 173   6400K WHITE						



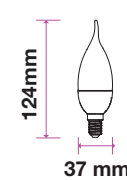
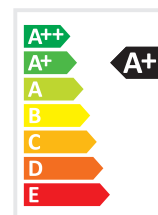
MODEL	WATTS	EQ.WATTS	LUMENS	BASE	SHAPE	BOX QTY.
<b>VT-294D</b>	<b>5.5w</b>	<b>40w</b>	<b>470</b>	<b>E14</b>	<b>Candle</b>	<b>200 pcs</b>
SKU: 859   3000K WARM WHITE						



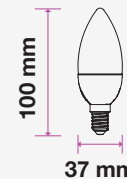
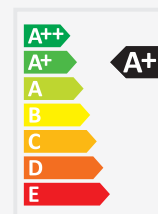
MODEL	WATTS	EQ.WATTS	LUMENS	BASE	SHAPE	BOX QTY.
<b>VT-289</b>	<b>5.5w</b>	<b>40w</b>	<b>470</b>	<b>E27</b>	<b>Candle</b>	<b>200 pcs</b>
SKU: 858   3000K WARM WHITE						



MODEL	WATTS	EQ.WATTS	LUMENS	BASE	SHAPE	BOX QTY.
<b>VT-258</b>	<b>5.5w</b>	<b>40w</b>	<b>470</b>	<b>E14</b>	<b>Candle</b>	<b>200 pcs</b>
SKU: 117   3000K WARM WHITE SKU: 118 4000K DAY WHITE SKU: 119   6400K WHITE						



MODEL	WATTS	EQ.WATTS	LUMENS	BASE	SHAPE	BOX QTY.
<b>VT-268</b>	<b>7w</b>	<b>40w</b>	<b>600</b>	<b>E14</b>	<b>Candle</b>	<b>200 pcs</b>
SKU: 111   3000K WARM WHITE SKU: 112 4000K DAY WHITE SKU: 113   6400K WHITE						



LED PLASTIC BULBS  
 G45 | P45

**5** YEAR  
 WARRANTY\*

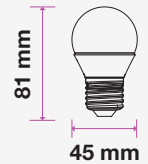



G45

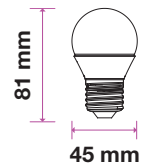
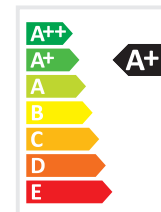


P45


MODEL	WATTS	EQ.WATTS	LUMENS	BASE	SHAPE	BOX QTY.
<b>VT-246</b>	<b>5.5w</b>	<b>40w</b>	<b>470</b>	<b>E27</b>	<b>G45</b>	<b>200 pcs</b>
SKU: 174	3000K WARM WHITE					
SKU: 175	4000K DAY WHITE					
SKU: 176	6400K WHITE					



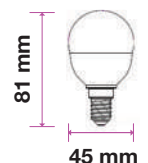
MODEL	WATTS	EQ.WATTS	LUMENS	BASE	SHAPE	BOX QTY.
<b>VT-283</b>	<b>5.5w</b>	<b>40w</b>	<b>470</b>	<b>E27</b>	<b>G45</b>	<b>200 pcs</b>
SKU: 857	3000K WARM WHITE					



MODEL	WATTS	EQ.WATTS	LUMENS	BASE	SHAPE	BOX QTY.
<b>VT-236</b>	<b>5.5w</b>	<b>40w</b>	<b>470</b>	<b>E14</b>	<b>P45</b>	<b>200 pcs</b>
SKU: 168	3000K WARM WHITE					
SKU: 169	4000K DAY WHITE					
SKU: 170	6400K WHITE					



MODEL	WATTS	EQ.WATTS	LUMENS	BASE	SHAPE	BOX QTY.
<b>VT-282</b>	<b>5.5w</b>	<b>40w</b>	<b>470</b>	<b>E14</b>	<b>P45</b>	<b>200 pcs</b>
SKU: 856	3000K WARM WHITE					





## LED PLASTIC BULBS

### A58

**5** YEAR  
WARRANTY\*



A58 | E14



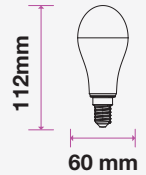

A58 | E27

MODEL	WATTS	EQ.WATTS	LUMENS	BASE	SHAPE	BOX QTY.
<b>VT-269</b>	<b>9w</b>	<b>60w</b>	<b>806</b>	<b>E14</b>	<b>A58</b>	<b>100 pcs</b>

SKU: 114 | 3000K WARM WHITE

SKU: 115 | 4000K DAY WHITE

SKU: 116 | 6400K WHITE

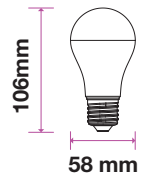
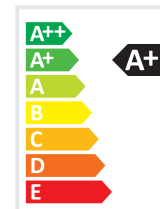


MODEL	WATTS	EQ.WATTS	LUMENS	BASE	SHAPE	BOX QTY.
<b>VT-209</b>	<b>9w</b>	<b>55w</b>	<b>725</b>	<b>E27</b>	<b>A58</b>	<b>100 pcs</b>

SKU: 156 | 3000K WARM WHITE

SKU: 157 | 4000K DAY WHITE

SKU: 158 | 6400K WHITE

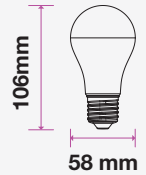



MODEL	WATTS	EQ.WATTS	LUMENS	BASE	SHAPE	BOX QTY.
<b>VT-210</b>	<b>9w</b>	<b>60w</b>	<b>806</b>	<b>E27</b>	<b>A58</b>	<b>100 pcs</b>

SKU: 228 | 3000K WARM WHITE

SKU: 229 | 4000K DAY WHITE

SKU: 230 | 6400K WHITE

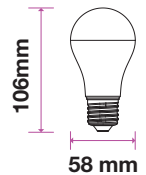
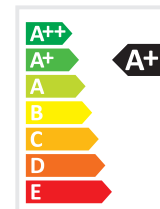


MODEL	WATTS	EQ.WATTS	LUMENS	BASE	SHAPE	BOX QTY.
<b>VT-211</b>	<b>11w</b>	<b>70w</b>	<b>975</b>	<b>E27</b>	<b>A60</b>	<b>100 pcs</b>

SKU: 177 | 3000K WARM WHITE

SKU: 178 | 4000K DAY WHITE

SKU: 179 | 6400K WHITE



LED PLASTIC BULBS

A58 | A65 | A80

**5** YEAR  
**WARRANTY\***



A58

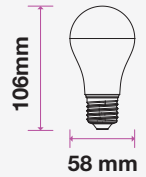
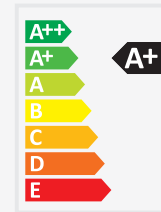


A65

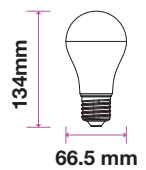
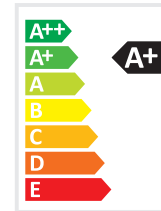


A80

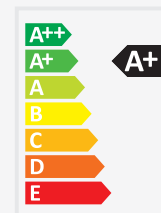
MODEL	WATTS	EQ.WATTS	LUMENS	BASE	SHAPE	BOX QTY.
<b>VT-212</b>	<b>11w</b>	<b>75w</b>	<b>1055</b>	<b>E27</b>	<b>A60</b>	<b>100 pcs</b>
SKU: 231	3000K WARM WHITE					
SKU: 232	4000K DAY WHITE					
SKU: 233	6400K WHITE					



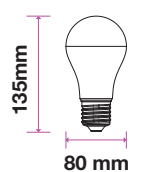
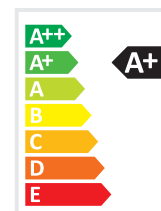
MODEL	WATTS	EQ.WATTS	LUMENS	BASE	SHAPE	BOX QTY.
<b>VT-215</b>	<b>15w</b>	<b>85w</b>	<b>1250</b>	<b>E27</b>	<b>A65</b>	<b>100 pcs</b>
SKU: 159	3000K WARM WHITE					
SKU: 160	4000K DAY WHITE					
SKU: 161	6400K WHITE					



MODEL	WATTS	EQ.WATTS	LUMENS	BASE	SHAPE	BOX QTY.
<b>VT-217</b>	<b>17w</b>	<b>100w</b>	<b>1521</b>	<b>E27</b>	<b>A65</b>	<b>100 pcs</b>
SKU: 162	3000K WARM WHITE					
SKU: 163	4000K DAY WHITE					
SKU: 164	6400K WHITE					



MODEL	WATTS	EQ.WATTS	LUMENS	BASE	SHAPE	BOX QTY.
<b>VT-298</b>	<b>18w</b>		<b>2000</b>	<b>E27</b>	<b>A80</b>	<b>100 pcs</b>
SKU: 126	3000K WARM WHITE					
SKU: 127	4000K DAY WHITE					
SKU: 128	6400K WHITE					



## LED PLASTIC BULBS

Candle | G45

**5** YEAR  
**WARRANTY\***



Candle | B15

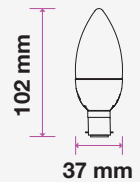
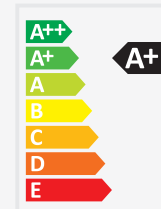


Candle | B22

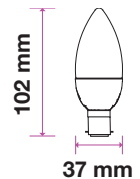



G45

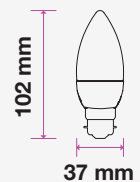
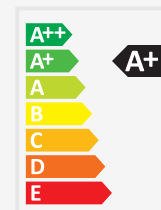
MODEL	WATTS	EQ.WATTS	LUMENS	BASE	SHAPE	BOX QTY.
VT-299	5.5w	40w	470	B15	Candle	200 pcs
SKU: 860   3000K WARM WHITE						



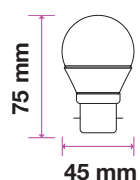
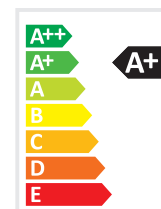
MODEL	WATTS	EQ.WATTS	LUMENS	BASE	SHAPE	BOX QTY.
VT-299D	5.5w	40w	470	B15	Candle	200 pcs
SKU: 861   3000K WARM WHITE						



MODEL	WATTS	EQ.WATTS	LUMENS	BASE	SHAPE	BOX QTY.
VT-223	5.5w	40w	470	B22	Candle	192 pcs
SKU: 103   3000K WARM WHITE						



MODEL	WATTS	EQ.WATTS	LUMENS	BASE	SHAPE	BOX QTY.
VT-221	5.5w	40w	470	B22	G45	192 pcs
SKU: 104   3000K WARM WHITE						



LED PLASTIC BULBS  
**A58**

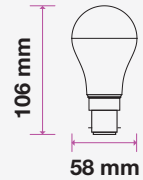
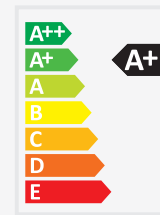
**5** YEAR  
**WARRANTY\***



A58

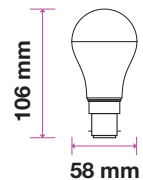
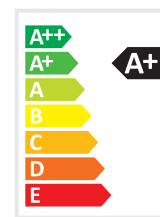
MODEL	WATTS	EQ.WATTS	LUMENS	BASE	SHAPE	BOX QTY.
<b>VT-229</b>	<b>9w</b>	<b>60w</b>	<b>806</b>	<b>B22</b>	<b>A58</b>	<b>96 pcs</b>

SKU: 101 | 3000K WARM WHITE  
 SKU:850 | 4000K DAY WHITE  
 SKU: 851 | 6400K WHITE



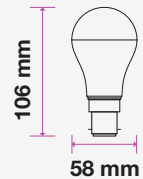

MODEL	WATTS	EQ.WATTS	LUMENS	BASE	SHAPE	BOX QTY.
<b>VT-219</b>	<b>9w</b>	<b>60w</b>	<b>806</b>	<b>B22</b>	<b>A58</b>	<b>100 pcs</b>

SKU: 270 | 3000K WARM WHITE



MODEL	WATTS	EQ.WATTS	LUMENS	BASE	SHAPE	BOX QTY.
<b>VT-259D</b>	<b>9w</b>	<b>60</b>	<b>806</b>	<b>B22</b>	<b>A58</b>	<b>100 pcs</b>

SKU: 852 | 3000K WARM WHITE



LED PLASTIC BULBS  
A60 | A65

**5** YEAR  
**WARRANTY\***



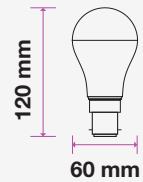
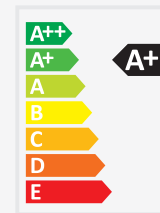
A60



A65

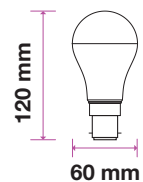
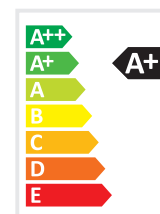
MODEL	WATTS	EQ.WATTS	LUMENS	BASE	SHAPE	BOX QTY.
VT-213	11w	75w	1055	B22	A60	100 pcs

SKU: 271 | 3000K WARM WHITE  
SKU:110 | 4000K DAY WHITE



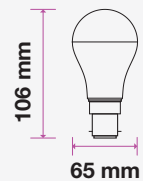
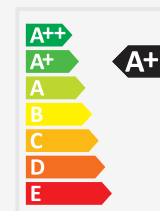
MODEL	WATTS	EQ.WATTS	LUMENS	BASE	SHAPE	BOX QTY.
VT-231	11w	75w	1055	B22	A60	96 pcs

SKU: 102 | 3000K WARM WHITE  
SKU: 853 | 6400K WHITE



MODEL	WATTS	EQ.WATTS	LUMENS	BASE	SHAPE	BOX QTY.
VT-281	15w	85w	1250	B22	A65	100 pcs

SKU: 854 | 3000K WARM WHITE  
SKU: 855 | 6400K WHITE



## LED PLASTIC BULBS

### LED Reflector Bulb

We offer an energy-efficient reflectors range of various widths (39mm, 50mm, 63mm, 80mm) for diffused lighting that can serve as track or spotlight in residential, hospitality, or commercial spaces.

- Available in E14 and E27
- Uses IP-protected Samsung LED chip
- 30,000-hr lifespan
- 120° Beam Angle

**5** YEAR  
**WARRANTY\***



R39



R50

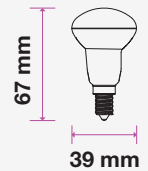



R63

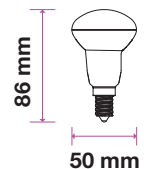
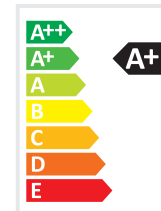


R80

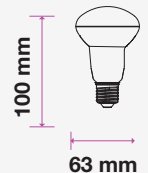
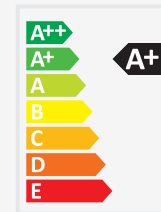
MODEL	WATTS	EQ.WATTS	LUMENS	BASE	SHAPE	BOX QTY.
<b>VT-239</b>	<b>3w</b>	<b>25w</b>	<b>250</b>	<b>E14</b>	<b>R39</b>	<b>200 pcs</b>
SKU: 210	3000K WARM WHITE					
SKU: 211	4000K DAY WHITE					
SKU: 212	6400K WHITE					



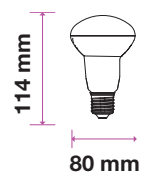
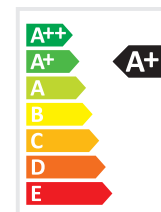
MODEL	WATTS	EQ.WATTS	LUMENS	BASE	SHAPE	BOX QTY.
<b>VT-250</b>	<b>6w</b>	<b>40w</b>	<b>470</b>	<b>E14</b>	<b>R50</b>	<b>200 pcs</b>
SKU: 138	3000K WARM WHITE					
SKU: 139	4000K DAY WHITE					
SKU: 140	6400K WHITE					



MODEL	WATTS	EQ.WATTS	LUMENS	BASE	SHAPE	BOX QTY.
<b>VT-263</b>	<b>8w</b>	<b>60w</b>	<b>570</b>	<b>E27</b>	<b>R63</b>	<b>200 pcs</b>
SKU: 141	3000K WARM WHITE					
SKU: 142	4000K DAY WHITE					
SKU: 143	6400K WHITE					



MODEL	WATTS	EQ.WATTS	LUMENS	BASE	SHAPE	BOX QTY.
<b>VT-280</b>	<b>10w</b>	<b>75w</b>	<b>800</b>	<b>E27</b>	<b>R80</b>	<b>200 pcs</b>
SKU: 135	3000K WARM WHITE					
SKU: 136	4000K DAY WHITE					
SKU: 137	6400K WHITE					



## LED PLASTIC BULBS

### LED PAR Bulb

Provide precisely control LED beams of light to any space with V-TAC's improved range of LED PAR bulbs with 40° beam angle. With a significantly longer lifespan and up to 80% lower energy-consumption, our LED PAR series is your cost-efficient replacement for Halogen PAR lamps. Our PAR series offers advanced thermal management features and uses IP-protected LED chip from Samsung.

- **Uses IP-protected Samsung LED chip**
- **20,000 hrs Lifespan**
- **300° Beam Angle**
- **AC:220-240V,50Hz**
- **CRI: >80**

**5** YEAR  
**WARRANTY\***



PAR20



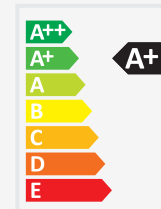
PAR30



PAR38

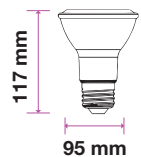
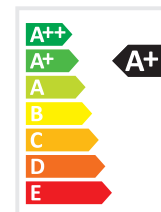
MODEL	WATTS	EQ.WATTS	LUMENS	BASE	SHAPE	BOX QTY.
<b>VT-220</b>	<b>7w</b>	<b>65w</b>	<b>495</b>	<b>E27</b>	<b>PAR20</b>	<b>100 pcs</b>

SKU: 147 | 3000K WARM WHITE  
 SKU: 148 | 4000K DAY WHITE  
 SKU: 149 | 6400K WHITE



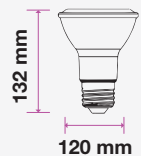

MODEL	WATTS	EQ.WATTS	LUMENS	BASE	SHAPE	BOX QTY.
<b>VT-230</b>	<b>11w</b>	<b>95w</b>	<b>825</b>	<b>E27</b>	<b>PAR30</b>	<b>30 pcs</b>

SKU: 153 | 3000K WARM WHITE  
 SKU: 154 | 4000K DAY WHITE  
 SKU: 155 | 6400K WHITE



MODEL	WATTS	EQ.WATTS	LUMENS	BASE	SHAPE	BOX QTY.
<b>VT-238</b>	<b>14w</b>	<b>120w</b>	<b>1100</b>	<b>E27</b>	<b>PAR38</b>	<b>30 pcs</b>

SKU: 150 | 3000K WARM WHITE  
 SKU: 151 | 4000K DAY WHITE  
 SKU: 152 | 6400K WHITE



## LED BULBS

### LED Big Bulb

V-TAC's Big Bulb range are ready to meet lighting demands for big spaces that require broader lighting with its range of unique designs, all with significantly greater luminous flux. This range has lamps with diameter ranging from 75mm up to 250mm. Despite the great size, these LED big bulbs are equipped with modern thermal management so it will not heat up and has IP-protected Samsung LED for maximum efficiency.

- **30,000 hrs Lifespan**
- **AC:220-240V,50Hz**
- **CRI: >80**

**5** YEAR  
**WARRANTY\***



F150

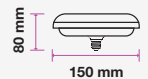
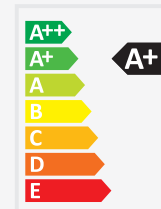


F200

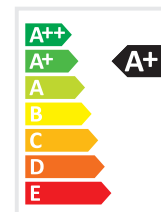


F250

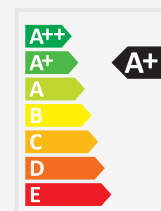
MODEL	WATTS	EQ.WATTS	LUMENS	BASE	SHAPE	BOX QTY.
<b>VT-216</b>	<b>15w</b>	<b>80w</b>	<b>1200</b>	<b>E27</b>	<b>F150</b>	<b>20 pcs</b>
SKU: 213	3000K WARM WHITE					
SKU: 214	4000K DAY WHITE					
SKU: 215	6400K WHITE					



MODEL	WATTS	EQ.WATTS	LUMENS	BASE	SHAPE	BOX QTY.
<b>VT-224</b>	<b>24w</b>	<b>120w</b>	<b>1900</b>	<b>E27</b>	<b>F200</b>	<b>20 pcs</b>
SKU: 216	3000K WARM WHITE					
SKU: 217	4000K DAY WHITE					
SKU: 218	6400K WHITE					



MODEL	WATTS	EQ.WATTS	LUMENS	BASE	SHAPE	BOX QTY.
<b>VT-235</b>	<b>36w</b>	<b>170w</b>	<b>2900</b>	<b>E27</b>	<b>F250</b>	<b>20 pcs</b>
SKU: 219	3000K WARM WHITE					
SKU: 220	4000K DAY WHITE					
SKU: 221	6400K WHITE					





LED BULBS  
PAR Bulb | G120

**5** YEAR  
WARRANTY\*

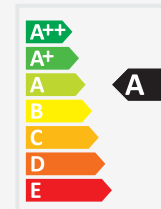


GX53


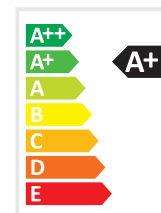


G120

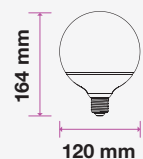
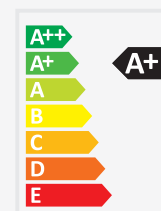
MODEL	WATTS	EQ.WATTS	LUMENS	BASE	BOX QTY.
<b>VT-207</b>	<b>7w</b>	<b>45w</b>	<b>550</b>	<b>GX53</b>	<b>100 pcs</b>
SKU: 222	3000K WARM WHITE				
SKU: 223	4000K DAY WHITE				
SKU: 224	6400K WHITE				



MODEL	WATTS	EQ.WATTS	LUMENS	BASE	SHAPE	BOX QTY.
<b>VT-218</b>	<b>17w</b>	<b>100w</b>	<b>1521</b>	<b>E27</b>	<b>G120</b>	<b>20 pcs</b>
SKU: 225	3000K WARM WHITE					
SKU: 226	4000K DAY WHITE					
SKU: 227	6400K WHITE					



MODEL	WATTS	EQ.WATTS	LUMENS	BASE	SHAPE	BOX QTY.
<b>VT-288</b>	<b>18w</b>		<b>2000</b>	<b>E27</b>	<b>G120</b>	<b>20 pcs</b>
SKU: 123	3000K WARM WHITE					
SKU: 124	4000K DAY WHITE					
SKU: 125	6400K WHITE					



LED BULBS  
 UFO Bulb | Lowbay

**5** YEAR  
 WARRANTY\*



E27



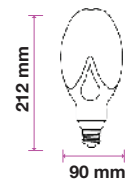
E40



E40

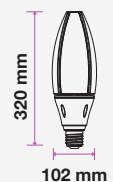
MODEL	WATTS	LUMENS	BASE	BOX QTY.
<b>VT-240</b>	<b>36w</b>	<b>3960</b>	<b>E27</b>	<b>20 pcs</b>

- SKU: 283 | 3000K WARM WHITE
- SKU: 284 | 4000K DAY WHITE
- SKU: 285 | 6400K WHITE



MODEL	WATTS	LUMENS	BASE	BOX QTY.
<b>VT-260</b>	<b>60w</b>	<b>4800</b>	<b>E40</b>	<b>20 pcs</b>

- SKU: 187 | 4000K DAY WHITE
- SKU: 188 | 6400K WHITE



MODEL	WATTS	LUMENS	BASE	BOX QTY.
<b>VT-85</b>	<b>85w</b>	<b>6800</b>	<b>E40</b>	<b>4 pcs</b>

- SKU: 520 | 4000K DAY WHITE
- SKU: 521 | 6400K WHITE



# 5 YEAR WARRANTY\*

## Head Offices

Sofia | London

### Europe Office

1, Iliansko Shaussee Blvd,  
Sofia 1220, Bulgaria  
[www.v-tac.eu](http://www.v-tac.eu)

### UK Office

Unit No. 9, Armstrong Way,  
Western Industrial Park,  
Southall, London,  
UB24SD, UK.  
[www.v-tac.co.uk](http://www.v-tac.co.uk)

### Middle East Office

Unit# 407/8/9 Jumeirah  
Bay Towers,  
Plot# X3, JLT,  
P.O. Box 45244, Dubai.  
[www.vtacexports.com](http://www.vtacexports.com)